

DEKKO
GLOBAL

BRADLEY
ALKO QUALITY FOR LIFE

WINTERHOFF

AL-KO
AGRI


SWIKO
ALKO QUALITY FOR LIFE

AL-KO
QUALITY FOR LIFE

Quality Vehicle Technology

Trailer And Caravan-Components

AFRICAN PRODUCT CATALOGUE





#LeadTheWay

www.alko-tech.com/za



FOLLOW US: @ ALKOafrica

CONTENTS



BEAM AXLES BRAKED & UNBRAKED	PG 06
RUBBER AXLES BRAKED & UNBRAKED	PG 29
AXEL COMPONENTS	PG 35
COUPLERS BRAKED & UNBRAKED	PG 43
JOCKEY WHEELS	PG 53
LIFTING & LANDING LEGS	PG 56
RIM & TYRES	PG 59
CHASSIS & COMPONENTS	PG 66
HUBS & DRUMS	PG 72
LIGHTS & ELECTRICAL	PG 79
WINCHES & ACCESSORIES	PG 83
AGRICULTURAL	PG 86
WINTERHOFF	PG 92
GAS SPRINGS	PG 98

1

2

3

4

5

6

7

8

9

10

11

12

13

14

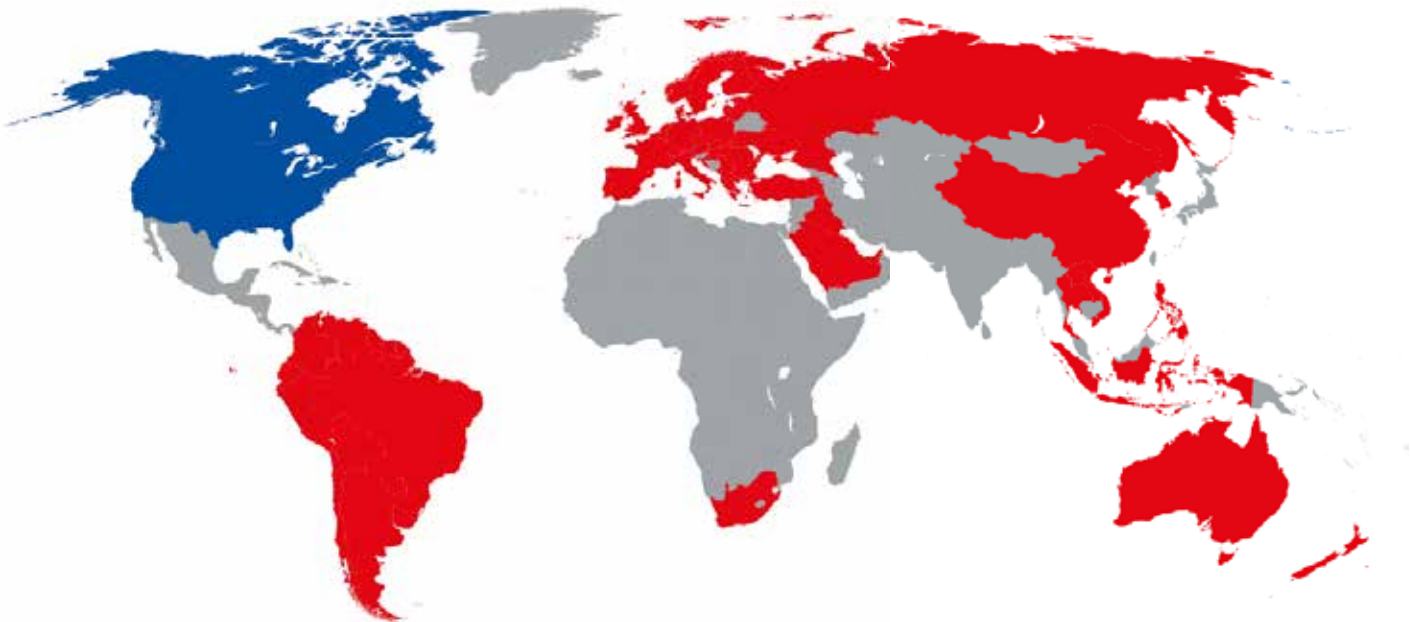
DEXKO

<p>Alco Koerber laid the foundation for today's AL-KO vehicle technology with a forge in Großsitz in 1831</p> <p>1831</p>	<p>Start of production of handbrake levers</p> <p>1852</p>	<p>Development and production of the hexagonal rubber spring wire</p> <p>1907</p>	<p>AFS Lane holding systems</p> <p>1975</p>	<p>Market launch of today's AL-KO DRACOG</p> <p>1980</p>	<p>Start of series production of ATC Trailer Control</p> <p>2006</p>	<p>Introduction of the MGDMAUT carbon steering system</p> <p>2010</p>	<p>Milestones: 1.25 billion AL-KO motor shafts / 1.25 billion sales</p> <p>2014</p>	<p>Successful merger between AL-KO Vehicle Technology and Dexter as Dexko Global Inc.</p> <p>2018</p>			
<p>1931</p>	<p>AL-KO KOBBER Southern, England</p> <p>1967</p>	<p>AL-KO KOBBER Leuthen, France</p> <p>1976</p>	<p>AL-KO KOBBER Velle, Italy</p> <p>1983</p>	<p>AL-KO KOBBER Spiezwebach, Switzerland</p> <p>1985</p>	<p>AL-KO KOBBER Plastic Technology</p> <p>1987</p>	<p>AL-KO Damoog Technology Hartha</p> <p>1984</p>	<p>AL-KO Talco Sesto San Giovanni, Italy</p> <p>1998</p>	<p>Acquisition of Bradley Deerebook</p> <p>2014</p>	<p>Acquisition of Wintertek GmbH</p> <p>2016</p>	<p>Acquisition of Metbourne Trailer and Concan Supplies (MTC) Australia</p> <p>2018</p>	<p>Acquisition of Fahrzeugtechnik at BFW</p> <p>2017</p>

DexKo is set to deliver, market leadership in product development and innovation, improved customer service through the sharing of technology and best practices, increased manufacturing flexibility and great efficiency through global sourcing. DexKo's ongoing focus is profitable growth across its entire

footprint through outstanding customer service, product quality and innovation, operational efficiencies and accretive acquisitions. We'll maintain the unparalleled customer service and product quality that the market has come to trust in both Dexter and AL-KO VT.

DEXKO GLOBAL INC. ACTIVE WORLDWIDE



With more than 40 production sites and sales offices as well as roughly 1,000 service centres around the world, our network guarantees constant presence and personal contact. Our sophisticated logistics network around

the entire globe optimises our flow of goods and guarantees a global presence 'just-in-time'. AL-KO quality and service is assured everywhere. You can count on that!

AL-KO SOUTH AFRICA

The name of AL-KO Vehicle Technology rightly applies as a synonym for safety on the roads. Whether motorhome, caravan, commercial vehicle or commercial trailer – as a reliable companion, our name stands for best possible driving safety and the highest levels of comfort. Not only in the leisure vehicle sector are we a byword to motorhome and caravan enthusiasts:

With well-conceived lightweight chassis, chassis components as well as individual accessories, we guarantee a safe journey and enjoyment on your travels. With our premium solutions in the commercial vehicles and trailers segment, we also ensure the best ergonomics and safety during transport. We are one of the leading global axle suppliers in the lightweight weight range.



AL-KO VEHICLE TECHNOLOGY

AL-KO - ALOIS KOBER GMBH Founded in 1931, AL-KO Vehicle Technology is now a global technology company with sites in Europe, Africa, South America, Asia and Australia. A supplier of high quality chassis components for trailers, leisure vehicles and light commercial vehicles, AL-KO is synonymous with ergonomic and functional excellence, superb comfort as well as innovations to enhance road safety. The company specializes in sophisticated innovation processes and has received many awards for this.

AL-KO Vehicle Technology and Dexter Axle have joined forces as DexKo Global

Inc. (USA), one of the world's leading manufacturers of high-quality running gear technology, chassis assemblies and accessories. DexKo Global Inc. has a turnover of over US\$ 1billion. 4600

AL-KO Trailco (Pty.) Ltd the African subsidiary of AL-KO Vehicle Technology have been manufacturing quality trailer axles and components since 1999 in their 20,000 sqm Vereeniging manufacturing plant. AL-KO axles, components and chassis are the foundation on which many leading African Leisure brands in the caravan, motorhome and commercial trailer

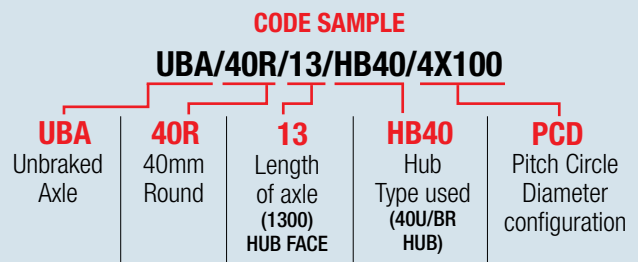
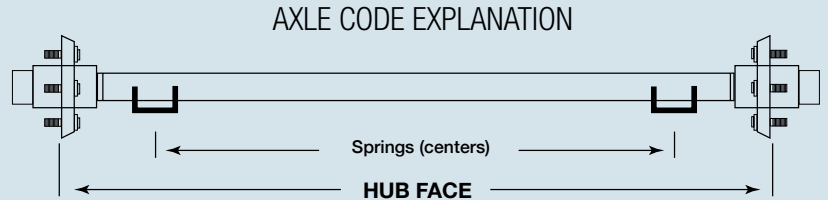
markets rely on to ensure the highest degree of safety on the roads.

AL-KO Africa with support from its parent company and AL-KO Partners in Africa continue to enjoy significant market share by continually introducing new and innovative technologies into the commercial trailer and caravan market.

AL-KO Africa have expanded their network of partners across South Africa and today stock over a thousand items to provide the highest level of service and spares to ensure customers have support across all provinces in South Africa

BEAM AXLES UNBRAKED

UNBRAKED 40MM ROUND AXLES



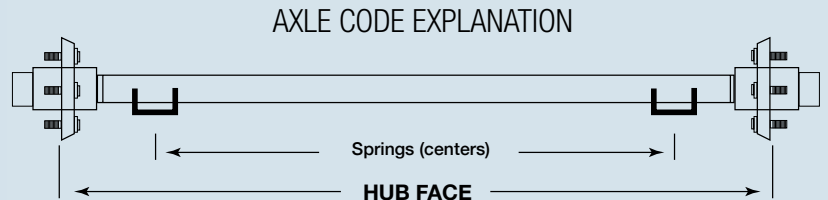
	DESCRIPTION	CODE
1	UBA/40R/1200/MINI/4X100/M12S	UBA40R/12/MINI/4X100
2	UBA/40R/1200/TH04/4X100/M12B	UBA40R/12/TH04/4X100
3	UBA/40R/1300/MINI/4X100/M12S	UBA40R/13/MINI/4X100
4	UBA/40R/1300/TH04/4X100/M12B	UBA40R/13/TH04/4X100
5	UBA/40R/1400/MINI/4X100/M12S	UBA40R/14/MINI/4X100
6	UBA/40R/1400/TH04/4X100/M12B	UBA40R/14/TH04/4X100
7	UBA/40R/1500/MINI/4X100/M12S	UBA40R/15/MINI/4X100
8	UBA/40R/1500/TH04/4X100/M12B	UBA40R/15/TH04/4X100
9	UBA/40R/1600/MINI/4X100/M12S	UBA40R/16/MINI/4X100
10	UBA/40R/1600/TH04/4X100/M12B	UBA40R/16/TH04/4X100
11	UBA/40R/1700/MINI/4X100/M12S	UBA40R/17/MINI/4X100
12	UBA/40R/1700/TH04/4X100/M12B	UBA40R/17/TH04/4X100
13	UBA/40R/1800/MINI/4X100/M12S	UBA40R/18/MINI/4X100
14	UBA/40R/1800/TH04/4X100/M12B	UBA40R/18/TH04/4X100

15	UBA/40R/1900/MINI/4X100/M12S	UBA40R/19/MINI/4X100
16	UBA/40R/1900/TH04/4X100/M12B	UBA40R/19/TH04/4X100
17	UBA/40R/2000/MINI/4X100/M12S	UBA40R/20/MINI/4X100
18	UBA/40R/2000/TH04/4X100/M12B	UBA40R/20/TH04/4X100
19	UBA/40R/2100/MINI/4X100/M12S	UBA40R/21/MINI/4X100
20	UBA/40R/2100/TH04/4X100/M12B	UBA40R/21/TH04/4X100
21	UBA/40R/2200/MINI/4X100/M12S	UBA40R/22/MINI/4X100
22	UBA/40R/2200/TH04/4X100/M12B	UBA40R/22/TH04/4X100
23	UBA/40R/2300/MINI/4X100/M12S	UBA40R/23/MINI/4X100
24	UBA/40R/2300/TH04/4X100/M12B	UBA40R/23/TH04/4X100



BEAM AXLES UNBRAKED

UNBRAKED 40MM SQUARE AXLES



CODE SAMPLE

UBA/40R/13/HB40/4X100

UBA	40R	13	HB40	PCD
Unbraked Axle	40mm Round	Length of axle (1300) HUB FACE	Hub Type used (40U/BR HUB)	Pitch Circle Diameter configuration

	DESCRIPTION	CODE
1	UBA/40S/1200/TH04/4X100/M12B	UBA40S/12/TH04/4X100
2	UBA/40S/1300/TH04/4X100/M12B	UBA40S/13/TH04/4X100
3	UBA/40S/1400/RENO/4X100/M12S	UBA40S/14/RENO/4X100
4	UBA/40S/1400/RENO/5X114/M12S	UBA40S/14/RENO/5X114
5	UBA/40S/1400/TH04/4X100/M12B	UBA40S/14/TH04/4X100
6	UBA/40S/1500/RENO/4X100/M12S	UBA40S/15/RENO/4X100
7	UBA/40S/1500/RENO/5X114/M12S	UBA40S/15/RENO/5X114
8	UBA/40S/1500/TH04/4X100/M12B	UBA40S/15/TH04/4X100
9	UBA/40S/1600/RENO/4X100/M12S	UBA40S/16/RENO/4X100
10	UBA/40S/1600/RENO/5X114/M12S	UBA40S/16/RENO/5X114
11	UBA/40S/1600/TH04/4X100/M12B	UBA40S/16/TH04/4X100
12	UBA/40S/1700/RENO/4X100/M12S	UBA40S/17/RENO/4X100
13	UBA/40S/1700/RENO/5X114/M12S	UBA40S/17/RENO/5X114
14	UBA/40S/1700/TH04/4X100/M12B	UBA40S/17/TH04/4X100

15	UBA/40S/1800/RENO/4X100/M12S	UBA40S/18/RENO/4X100
16	UBA/40S/1800/RENO/5X114/M12S	UBA40S/18/RENO/5X114
17	UBA/40S/1800/TH04/4X100/M12B	UBA40S/18/TH04/4X100
18	UBA/40S/1900/RENO/4X100/M12S	UBA40S/19/RENO/4X100
19	UBA/40S/1900/RENO/5X114/M12S	UBA40S/19/RENO/5X114
20	UBA/40S/1900/TH04/4X100/M12B	UBA40S/19/TH04/4X100
21	UBA/40S/2000/RENO/4X100/M12S	UBA40S/20/RENO/4X100
22	UBA/40S/2000/RENO/5X114/M12S	UBA40S/20/RENO/5X114
23	UBA/40S/2000/TH04/4X100/M12B	UBA40S/20/TH04/4X100
24	UBA/40S/2100/RENO/4X100/M12S	UBA40S/21/RENO/4X100
25	UBA/40S/2100/RENO/5X114/M12S	UBA40S/21/RENO/5X114
26	UBA/40S/2100/TH04/4X100/M12B	UBA40S/21/TH04/4X100
27	UBA/40S/2200/RENO/4X100/M12S	UBA40S/22/RENO/4X100
28	UBA/40S/2200/RENO/5X114/M12S	UBA40S/22/RENO/5X114
29	UBA/40S/2200/TH04/4X100/M12B	UBA40S/22/TH04/4X100
30	UBA/40S/2300/RENO/4X100/M12S	UBA40S/23/RENO/4X100
31	UBA/40S/2300/RENO/5X114/M12S	UBA40S/23/RENO/5X114
32	UBA/40S/2300/TH04/4X100/M12B	UBA40S/23/TH04/4X100

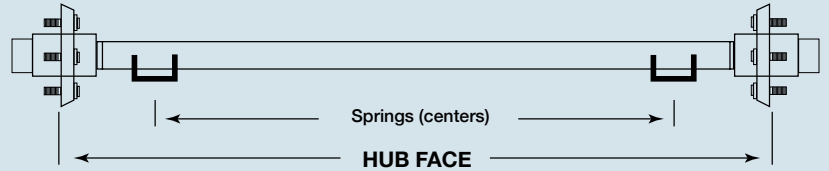


BEAM AXLES UNBRAKED

UNBRAKED 45MM ROUND AXLES



AXLE CODE EXPLANATION



CODE SAMPLE

UBA/45R/13/HB45/4X100

UBA	45R	13	HB45	PCD
Unbraked Axle	45mm Round	Length of axle (1300) HUB FACE	Hub Type used (45U/BR HUB)	Pitch Circle Diameter configuration

	DESCRIPTION	CODE
1	45° UNBRAKED AXLE 1200MM 4X100	UBA45R/12/HB45/5X114
2	45° UNBRAKED AXLE 1200MM 5X114	UBA45R/12/HB45/6X140
3	45° UNBRAKED AXLE 1200MM 6X140	UBA45R/13/HB45/4X100
4	45° UNBRAKED AXLE 1300MM 4X100	UBA45R/13/HB45/5X114
5	45° UNBRAKED AXLE 1300MM 5X114	UBA45R/13/HB45/6X140
6	45° UNBRAKED AXLE 1300MM 6X140	UBA45R/14/HB45/4X100
7	45° UNBRAKED AXLE 1400MM 4X100	UBA45R/14/HB45/5X114
8	45° UNBRAKED AXLE 1400MM 5X114	UBA45R/14/HB45/6X140
9	45° UNBRAKED AXLE 1400MM 6X140	UBA45R/15/HB45/4X100
10	45° UNBRAKED AXLE 1500MM 4X100	UBA45R/15/HB45/5X114
11	45° UNBRAKED AXLE 1500MM 5X114	UBA45R/15/HB45/6X140
12	45° UNBRAKED AXLE 1500MM 6X140	UBA45R/16/HB45/4X100
13	45° UNBRAKED AXLE 1600MM 4X100	UBA45R/16/HB45/5X114
14	45° UNBRAKED AXLE 1600MM 5X114	UBA45R/16/HB45/6X140

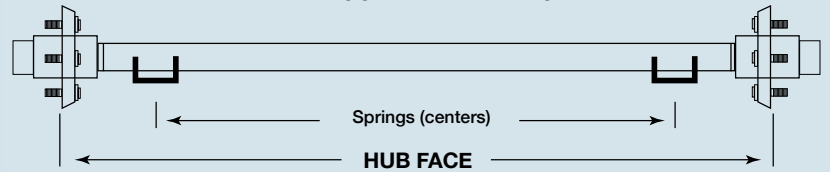
15	45° UNBRAKED AXLE 1600MM 6X140	UBA45R/17/HB45/4X100
16	45° UNBRAKED AXLE 1700MM 4X100	UBA45R/17/HB45/5X114
17	45° UNBRAKED AXLE 1700MM 5X114	UBA45R/17/HB45/6X140
18	45° UNBRAKED AXLE 1700MM 6X140	UBA45R/18/HB45/4X100
19	45° UNBRAKED AXLE 1800MM 4X100	UBA45R/18/HB45/5X114
20	45° UNBRAKED AXLE 1800MM 5X114	UBA45R/18/HB45/6X140
21	45° UNBRAKED AXLE 1800MM 6X140	UBA45R/19/HB45/4X100
22	45° UNBRAKED AXLE 1900MM 4X100	UBA45R/19/HB45/5X114
23	45° UNBRAKED AXLE 1900MM 5X114	UBA45R/19/HB45/6X140
24	45° UNBRAKED AXLE 1900MM 6X140	UBA45R/20/HB45/4X100
25	45° UNBRAKED AXLE 2000MM 4X100	UBA45R/20/HB45/5X114
26	45° UNBRAKED AXLE 2000MM 5X114	UBA45R/20/HB45/6X140
27	45° UNBRAKED AXLE 2000MM 6X140	UBA45R/21/HB45/4X100
28	45° UNBRAKED AXLE 2100MM 4X100	UBA45R/21/HB45/5X114
29	45° UNBRAKED AXLE 2100MM 5X114	UBA45R/21/HB45/6X140
30	45° UNBRAKED AXLE 2100MM 6X140	UBA45R/22/HB45/4X100
31	45° UNBRAKED AXLE 2200MM 4X100	UBA45R/22/HB45/5X114
32	45° UNBRAKED AXLE 2200MM 5X114	UBA45R/22/HB45/6X140
33	45° UNBRAKED AXLE 2200MM 6X140	UBA45R/23/HB45/4X100
34	45° UNBRAKED AXLE 2300MM 4X100	UBA45R/23/HB45/5X114
35	45° UNBRAKED AXLE 2300MM 5X114	UBA45R/23/HB45/6X140
36	45° UNBRAKED AXLE 2300MM 6X140	UBA45R/23/HB45/6X140

BEAM AXLES UNBRAKED

UNBRAKED 45MM SQUARE AXLES



AXLE CODE EXPLANATION



CODE SAMPLE

UBA/45S/13/HB45/4X100

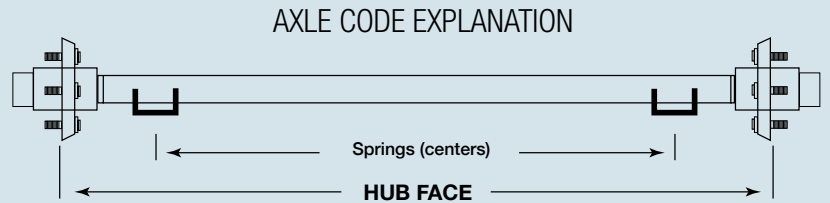
UBA	45S	13	HB45	PCD
Unbraked Axle	45mm Square	Length of axle (1300) HUB FACE	Hub Type used (45U/BR HUB)	Pitch Circle Diameter configuration

	DESCRIPTION	CODE
1	45° UNBRAKED AXLE 1100MM 4X100	UBA45S/11/HB45/4X100
2	45° UNBRAKED AXLE 1100MM 5X114	UBA45S/11/HB45/5X114
3	45° UNBRAKED AXLE 1100MM 6X140	UBA45S/11/HB45/6X140
4	45° UNBRAKED AXLE 1200MM 4X100	UBA45S/12/HB45/4X100
5	45° UNBRAKED AXLE 1200MM 5X114	UBA45S/12/HB45/5X114
6	45° UNBRAKED AXLE 1200MM 6X140	UBA45S/12/HB45/6X140
7	45° UNBRAKED AXLE 1300MM 4X100	UBA45S/13/HB45/4X100
8	45° UNBRAKED AXLE 1300MM 5X114	UBA45S/13/HB45/5X114
9	45° UNBRAKED AXLE 1300MM 6X140	UBA45S/13/HB45/6X140
10	45° UNBRAKED AXLE 1400MM 4X100	UBA45S/14/HB45/4X100
11	45° UNBRAKED AXLE 1400MM 5X114	UBA45S/14/HB45/5X114
12	45° UNBRAKED AXLE 1400MM 6X140	UBA45S/14/HB45/6X140
13	45° UNBRAKED AXLE 1500MM 4X100	UBA45S/15/HB45/4X100
14	45° UNBRAKED AXLE 1500MM 5X114	UBA45S/15/HB45/5X114

15	45° UNBRAKED AXLE 1500MM 6X140	UBA45S/15/HB45/6X140
16	45° UNBRAKED AXLE 1600MM 4X100	UBA45S/16/HB45/4X100
17	45° UNBRAKED AXLE 1600MM 5X114	UBA45S/16/HB45/5X114
18	45° UNBRAKED AXLE 1600MM 6X140	UBA45S/16/HB45/6X140
19	45° UNBRAKED AXLE 1700MM 4X100	UBA45S/17/HB45/4X100
20	45° UNBRAKED AXLE 1700MM 5X114	UBA45S/17/HB45/5X114
21	45° UNBRAKED AXLE 1700MM 6X140	UBA45S/17/HB45/6X140
22	45° UNBRAKED AXLE 1800MM 4X100	UBA45S/18/HB45/4X100
23	45° UNBRAKED AXLE 1800MM 5X114	UBA45S/18/HB45/5X114
24	45° UNBRAKED AXLE 1800MM 6X140	UBA45S/18/HB45/6X140
25	45° UNBRAKED AXLE 1900MM 4X100	UBA45S/19/HB45/4X100
26	45° UNBRAKED AXLE 1900MM 5X114	UBA45S/19/HB45/5X114
27	45° UNBRAKED AXLE 1900MM 6X140	UBA45S/19/HB45/6X140
28	45° UNBRAKED AXLE 2000MM 4X100	UBA45S/20/HB45/4X100
29	45° UNBRAKED AXLE 2000MM 5X114	UBA45S/20/HB45/5X114
30	45° UNBRAKED AXLE 2000MM 6X140	UBA45S/20/HB45/6X140
31	45° UNBRAKED AXLE 2100MM 4X100	UBA45S/21/HB45/4X100
32	45° UNBRAKED AXLE 2100MM 5X114	UBA45S/21/HB45/5X114
33	45° UNBRAKED AXLE 2100MM 6X140	UBA45S/21/HB45/6X140
34	45° UNBRAKED AXLE 2200MM 4X100	UBA45S/22/HB45/4X100
35	45° UNBRAKED AXLE 2200MM 5X114	UBA45S/22/HB45/5X114
36	45° UNBRAKED AXLE 2200MM 6X140	UBA45S/22/HB45/6X140
37	45° UNBRAKED AXLE 2300MM 4X100	UBA45S/23/HB45/4X100
38	45° UNBRAKED AXLE 2300MM 5X114	UBA45S/23/HB45/5X114
39	45° UNBRAKED AXLE 2300MM 6X140	UBA45S/23/HB45/6X140

BEAM AXLES UNBRAKED

UNBRAKED 50MM ROUND AXLES



CODE SAMPLE

UBA/50R/13/HB50/4X100				
UBA	50R	13	HB45	PCD
Unbraked Axle	50mm Round	Length of axle (1300) HUB FACE	Hub Type used (50U/BR HUB)	Pitch Circle Diameter configuration

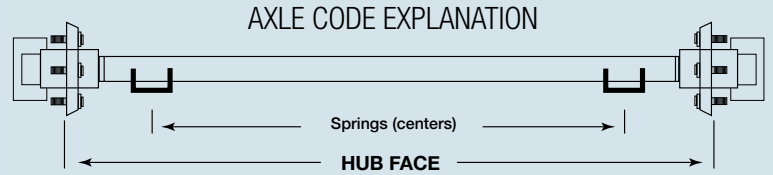
	DESCRIPTION	CODE
1	UBA/50R/1200/50LN/6X140/M12B	UBA50R/12/50LN/6X140
2	UBA/50R/1300/50LN/5X114/M12B	UBA50R/13/50LN/5X114
3	UBA/50R/1300/50LN/6X140/M12B	UBA50R/13/50LN/6X140
4	UBA/50R/1400/50LN/5X114/M12B	UBA50R/14/50LN/5X114
5	UBA/50R/1400/50LN/6X140/M12B	UBA50R/14/50LN/6X140
6	UBA/50R/1400/50SN/5X114/M12B	UBA50R/14/50SN/5X114
7	UBA/50R/1500/50LN/5X114/M12B	UBA50R/15/50LN/5X114
8	UBA/50R/1500/50LN/6X140/M12B	UBA50R/15/50LN/6X140
9	UBA/50R/1500/50SN/5X114/M12B	UBA50R/15/50SN/5X114
10	UBA/50R/1600/50LN/5X114/M12B	UBA50R/16/50LN/5X114
11	UBA/50R/1600/50LN/6X140/M12B	UBA50R/16/50LN/6X140
12	UBA/50R/1600/50SN/5X114/M12B	UBA50R/16/50SN/5X114
13	UBA/50R/1700/50LN/5X114/M12B	UBA50R/17/50LN/5X114
14	UBA/50R/1700/50LN/6X140/M12B	UBA50R/17/50LN/6X140

15	UBA/50R/1700/50SN/5X114/M12B	UBA50R/17/50SN/5X114
16	UBA/50R/1800/50LN/5X114/M12B	UBA50R/18/50LN/5X114
17	UBA/50R/1800/50LN/6X140/M12B	UBA50R/18/50LN/6X140
18	UBA/50R/1800/50SN/5X114/M12B	UBA50R/18/50SN/5X114
19	UBA/50R/1900/50LN/5X114/M12B	UBA50R/19/50LN/5X114
20	UBA/50R/1900/50LN/6X140/M12B	UBA50R/19/50LN/6X140
21	UBA/50R/1900/50SN/5X114/M12B	UBA50R/19/50SN/5X114
22	UBA/50R/2000/50LN/5X114/M12B	UBA50R/20/50LN/5X114
23	UBA/50R/2000/50LN/6X140/M12B	UBA50R/20/50LN/6X140
24	UBA/50R/2000/50SN/5X114/M12B	UBA50R/20/50SN/5X114
25	UBA/50R/2100/50LN/5X114/M12B	UBA50R/21/50LN/5X114
26	UBA/50R/2100/50LN/6X140/M12B	UBA50R/21/50LN/6X140
27	UBA/50R/2100/50SN/5X114/M12B	UBA50R/21/50SN/5X114
28	UBA/50R/2200/50LN/5X114/M12B	UBA50R/22/50LN/5X114
29	UBA/50R/2200/50LN/6X140/M12B	UBA50R/22/50LN/6X140
30	UBA/50R/2200/50SN/5X114/M12B	UBA50R/22/50SN/5X114
31	UBA/50R/2300/50LN/5X114/M12B	UBA50R/23/50LN/5X114
32	UBA/50R/2300/50LN/6X140/M12B	UBA50R/23/50LN/6X140
33	UBA/50R/2300/50SN/5X114/M12B	UBA50R/23/50SN/5X114



BEAM AXLES BRAKED

BRAKED 40MM ROUND AXLES



CODE SAMPLE

BA/40R/14.5/1637/5

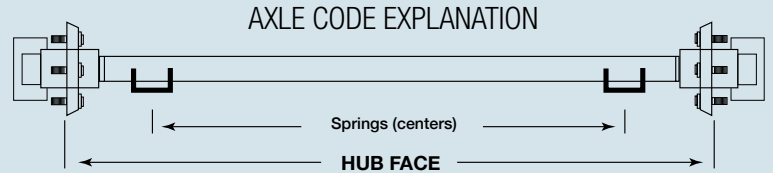
BA	40R	14.5	1637	PCD
Braked Axle	40mm Round	Length of axle (1450) HUB FACE	Drum Type used (160 mm Brake Drum)	Pitch Circle Diameter configuration

	DESCRIPTION	CODE
1	BA/40R/1300/1637/4X100/M12B	BA/40R/13/1637/4X100
2	BA/40R/1400/1637/5X114/M12B	BA/40R/14/1637/5X114
3	BA/40R/1500/1637/4X100/M12B	BA/40R/15/1637/4X100
4	BA/40R/1800/1637/4X100/M12B	BA/40R/18/1637/4X100
5	BA/40R/2100/1637/4X100/M12B	BA/40R/21/1637/4X100
6	BA/40R/2300/1637/4X100/M12B	BA/40R/23/1637/4X100
7	BA/40S/2100/1637/5X114/M12B	BA/40S/21/1637/5X114



BEAM AXLES BRAKED

BRAKED 45MM ROUND AXLES



CODE SAMPLE

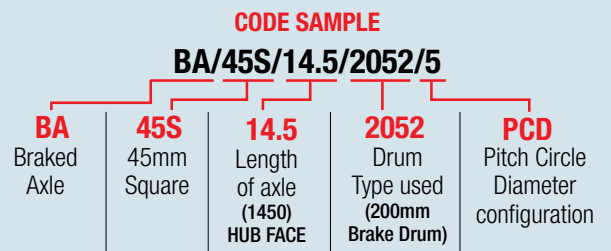
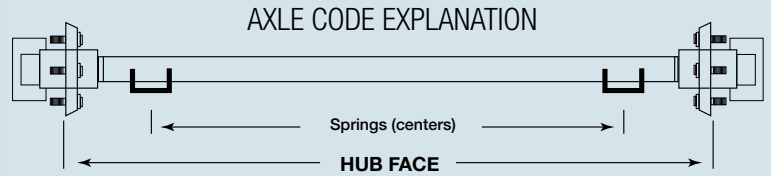
BA/45R/14.5/2051/5

BA	45R	14.5	2051	PCD
Braked Axle	45mm Round	Length of axle (1450) HUB FACE	Drum Type used (200mm Brake Drum)	Pitch Circle Diameter configuration

	DESCRIPTION	CODE
1	BA/45R/1400/2051/4X100/M12B	BA/45R/14/2051/4X100
2	BA/45R/1500/2051/4X100/M12B	BA/45R/15/2051/4X100
3	BA/45R/1600/2051/4X100/M12B	BA/45R/16/2051/4X100
4	BA/45R/1700/2051/4X100/M12B	BA/45R/17/2051/4X100
5	BA/45R/1800/2051/4X100/M12B	BA/45R/18/2051/4X100
6	BA/45R/1800/2051/5x114/M12B	BA/45R/18/2051/5x114
7	BA/45R/1900/2051/4X100/M12B	BA/45R/19/2051/4X100
8	BA/45R/1900/2051/5x114/M12B	BA/45R/19/2051/5x114
9	BA/45R/2000/2051/4X100/M12B	BA/45R/20/2051/4X100
10	BA/45R/2000/2051/5x114/M12B	BA/45R/20/2051/5x114
11	BA/45R/2100/2051/4X100/M12B	BA/45R/21/2051/4X100
12	BA/45R/2100/2051/5x114/M12B	BA/45R/21/2051/5x114
13	BA/45R/2200/2051/4X100/M12B	BA/45R/22/2051/4X100
14	BA/45R/2200/2051/5x114/M12B	BA/45R/22/2051/5x114
15	BA/45R/2300/2051/4X100/M12B	BA/45R/23/2051/4X100
16	BA/45R/2300/2051/5x114/M12B	BA/45R/23/2051/5x114

BEAM AXLES BRAKED

BRAKED 45MM SQUARE AXLES



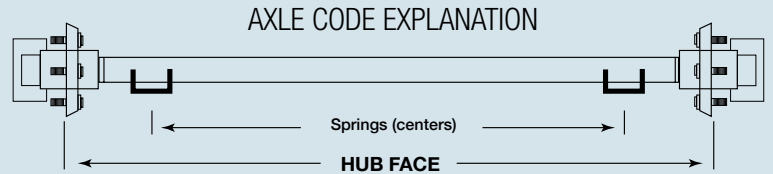
	DESCRIPTION	CODE
1	BA/45S/1300/2051/4X100/M12S	BA/45S/13/2051/4X100
2	BA/45S/1300/2052/6X140/M12B	BA/45S/13/2052/6X140
3	BA/45S/1300/2361/6X140/M14S	BA/45S/13/2361/6X140
4	BA/45S/1400/2051/4X100/M12S	BA/45S/14/2051/4X100
5	BA/45S/1400/2052/6X140/M12B	BA/45S/14/2052/6X140
6	BA/45S/1400/2361/6X140/M14S	BA/45S/14/2361/6X140
7	BA/45S/1500/2051/4X100/M12S	BA/45S/15/2051/4X100
8	BA/45S/1500/2052/6X140/M12B	BA/45S/15/2052/6X140
9	BA/45S/1500/2361/6X140/M14S	BA/45S/15/2361/6X140
10	BA/45S/1600/2051/4X100/M12S	BA/45S/16/2051/4X100
11	BA/45S/1600/2052/6X140/M12B	BA/45S/16/2052/6X140
12	BA/45S/1700/2051/4X100/M12S	BA/45S/17/2051/4X100
13	BA/45S/1700/2052/6X140/M12B	BA/45S/17/2052/6X140
14	BA/45S/1800/2051/4X100/M14S	BA/45S/18/2051/4X100

15	BA/45S/1800/2051/5X114/M14S	BA/45S/18/2051/5X114
16	BA/45S/1800/2052/6X140/M12B	BA/45S/18/2052/6X140
17	BA/45S/1800/2361/6X140/M14S	BA/45S/18/2361/6X140
18	BA/45S/1900/2051/5X114/M14S	BA/45S/19/2051/5X114
19	BA/45S/1900/2052/6X140/M12B	BA/45S/19/2052/6X140
20	BA/45S/1900/2361/6X140/M14S	BA/45S/19/2361/6X140
21	BA/45S/2000/2051/5X114/M14S	BA/45S/20/2051/5X114
22	BA/45S/2000/2052/6X140/M12B	BA/45S/20/2052/6X140
23	BA/45S/2000/2361/6X140/M14S	BA/45S/20/2361/6X140
24	BA/45S/2100/2051/5X114/M14S	BA/45S/21/2051/5X114
25	BA/45S/2100/2052/6X140/M12B	BA/45S/21/2052/6X140
26	BA/45S/2100/2361/6X140/M14S	BA/45S/21/2361/6X140
27	BA/45S/2200/2051/5X114/M14S	BA/45S/22/2051/5X114
28	BA/45S/2200/2052/6X140/M12B	BA/45S/22/2052/6X140
29	BA/45S/2200/2361/6X140/M14S	BA/45S/22/2361/6X140
30	BA/45S/2300/2051/4X100/M14S	BA/45S/23/2051/4X100
31	BA/45S/2300/2051/5X114/M14S	BA/45S/23/2051/5X114
32	BA/45S/2300/2052/6X140/M12B	BA/45S/23/2052/6X140
33	BA/45S/2300/2361/6X140/M14S	BA/45S/23/2361/6X140



BEAM AXLES BRAKED

BRAKED 50MM ROUND AXLES



CODE SAMPLE

BA/50R/14.5/2361/5

BA	50R	14.5	2361	PCD
Braked Axle	50mm Round	Length of axle (1450) HUB FACE	Drum Type used (230mm Brake Drum)	Pitch Circle Diameter configuration

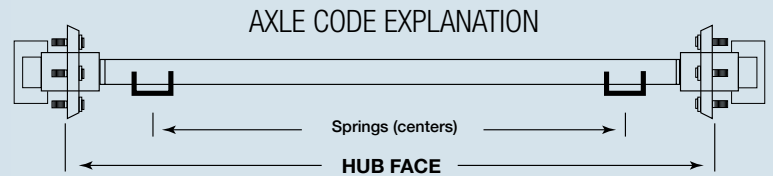
	DESCRIPTION	CODE
1	BA/50R/1300/2361/5X114/M14S	BA/50R/13/2361/5X114
2	BA/50R/1400/2361/5X114/M14S	BA/50R/14/2361/5X114
3	BA/50R/1500/2361/5X114/M14S	BA/50R/15/2361/5X114
4	BA/50R/1500/2361/6X140/M14S	BA/50R/15/2361/6X140
5	BA/50R/1600/2361/5X114/M14S	BA/50R/16/2361/5X114
6	BA/50R/1600/2361/6X140/M14S	BA/50R/16/2361/6X140
7	BA/50R/1700/2361/5X114/M14S	BA/50R/17/2361/5X114
8	BA/50R/1700/2361/6X140/M14S	BA/50R/17/2361/6X140
9	BA/50R/1800/2361/5X114/M14S	BA/50R/18/2361/5X114
10	BA/50R/1800/2361/6X140/M14S	BA/50R/18/2361/6X140
11	BA/50R/1900/2361/5X114/M14S	BA/50R/19/2361/5X114

12	BA/50R/1900/2361/6X140/M14S	BA/50R/19/2361/6X140
13	BA/50R/2000/2361/5X114/M14S	BA/50R/20/2361/5X114
14	BA/50R/2000/2361/6X140/M14S	BA/50R/20/2361/6X140
15	BA/50R/2100/2361/5X114/M14S	BA/50R/21/2361/5X114
16	BA/50R/2100/2361/6X140/M14S	BA/50R/21/2361/6X140
17	BA/50R/2200/2361/5X114/M14S	BA/50R/22/2361/5X114
18	BA/50R/2200/2361/6X140/M14S	BA/50R/22/2361/6X140
19	BA/50R/2300/2361/5X114/M14S	BA/50R/23/2361/5X114
20	BA/50R/2300/2361/6X140/M14S	BA/50R/23/2361/6X140



BEAM AXLES BRAKED

BRAKED 50MM SQUARE AXLES



CODE SAMPLE
BA/50S/14.5/2361/5

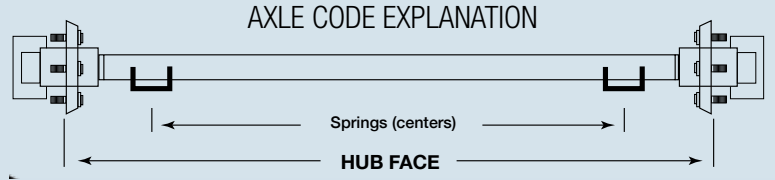
BA	50S	14.5	2361	PCD
Braked Axle	50mm Square	Length of axle (1450) HUB FACE	Drum Type used (230mm Brake Drum)	Pitch Circle Diameter configuration

	DESCRIPTION	CODE
1	BA/50S/1200/2361/5X114/M14S	BA/50S/12/2361/5X114
2	BA/50S/1200/2361/5X165/M14S	BA/50S/12/2361/5X165
3	BA/50S/1200/2361/6X140/M14S	BA/50S/12/2361/6X140
4	BA/50S/1300/2361/5X114/M14S	BA/50S/13/2361/5X114
5	BA/50S/1300/2361/5X165/M14S	BA/50S/13/2361/5X165
6	BA/50S/1300/2361/6X140/M14S	BA/50S/13/2361/6X140
7	BA/50S/1400/2361/5X114/M14S	BA/50S/14/2361/5X114
8	BA/50S/1400/2361/5X165/M14S	BA/50S/14/2361/5X165
9	BA/50S/1400/2361/6X140/M14S	BA/50S/14/2361/6X140
10	BA/50S/1500/2361/5X114/M14S	BA/50S/15/2361/5X114
11	BA/50S/1500/2361/5X165/M14S	BA/50S/15/2361/5X165

12	BA/50S/1500/2361/6X140/M14S	BA/50S/15/2361/6X140
13	BA/50S/1600/2361/5X114/M14S	BA/50S/16/2361/5X114
14	BA/50S/1600/2361/5X165/M14S	BA/50S/16/2361/5X165
15	BA/50S/1600/2361/6X140/M14S	BA/50S/16/2361/6X140
16	BA/50S/1700/2361/5X114/M14S	BA/50S/17/2361/5X114
17	BA/50S/1700/2361/5X165/M14S	BA/50S/17/2361/5X165
18	BA/50S/1700/2361/6X140/M14S	BA/50S/17/2361/6X140
19	BA/50S/1800/2361/5X114/M14S	BA/50S/18/2361/5X114
20	BA/50S/1800/2361/5X165/M14S	BA/50S/18/2361/5X165
21	BA/50S/1800/2361/6X140/M14S	BA/50S/18/2361/6X140
22	BA/50S/1900/2361/5X114/M14S	BA/50S/19/2361/5X114
23	BA/50S/1900/2361/5X165/M14S	BA/50S/19/2361/5X165
24	BA/50S/1900/2361/6X140/M14S	BA/50S/19/2361/6X140
25	BA/50S/2000/2361/5X114/M14S	BA/50S/20/2361/5X114
26	BA/50S/2000/2361/5X165/M14S	BA/50S/20/2361/5X165
27	BA/50S/2000/2361/6X140/M14S	BA/50S/20/2361/6X140
28	BA/50S/2100/2361/5X114/M14S	BA/50S/21/2361/5X114
29	BA/50S/2100/2361/5X165/M14S	BA/50S/21/2361/5X165
30	BA/50S/2100/2361/6X140/M14S	BA/50S/21/2361/6X140
31	BA/50S/2200/2361/5X114/M14S	BA/50S/22/2361/5X114
32	BA/50S/2200/2361/5X165/M14S	BA/50S/22/2361/5X165
33	BA/50S/2200/2361/6X140/M14S	BA/50S/22/2361/6X140
34	BA/50S/2300/2361/5X114/M14S	BA/50S/23/2361/5X114
35	BA/50S/2300/2361/5X165/M14S	BA/50S/23/2361/5X165
36	BA/50S/2300/2361/6X140/M14S	BA/50S/23/2361/6X140

BEAM AXLES BRAKED

TANDEM BRAKED 40MM ROUND AXLES



CODE SAMPLE

BAT/40R/14.5/1637/5

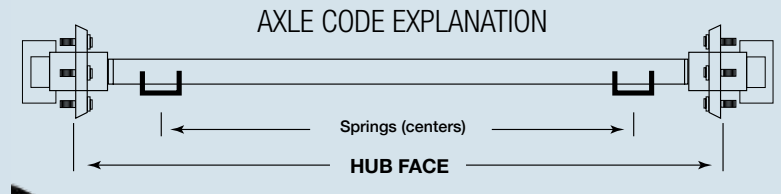
BAT Braked Axle Tandem	40R 40mm Round	14.5 Length of axle (1450) HUB FACE	1637 Drum Type used (160mm Brake Drum)	PCD Pitch Circle Diameter configuration
--	-----------------------------	--	---	---

	DESCRIPTION	CODE
1	BAT/40R/1400/1637/4X100/M12B	BAT40R/14/1637/4X100
2	BAT/40R/1500/1637/5X114/M12B	BAT40R/15/1637/5X114
3	BAT/40R/2300/1637/4X100/M12B	BAT40R/23/1637/4X100



BEAM AXLES BRAKED

TANDEM BRAKED 45MM ROUND AXLES



CODE SAMPLE

BAT/45R/14.5/2051/5

BAT	45R	14.5	2051	PCD
Braked Axle Tandem	45mm Round	Length of axle (1450) HUB FACE	Drum Type used (200mm Brake Drum)	Pitch Circle Diameter configuration

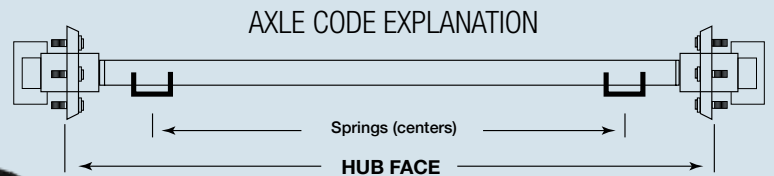
	DESCRIPTION	CODE
1	BAT/45R/1300/2051/4X100/M12B	BAT45R/13/2051/4X100
2	BAT/45R/1300/2051/5X114/M12B	BAT45R/13/2051/5X114
3	BAT/45R/1400/2051/4X100/M12B	BAT45R/14/2051/4X100
4	BAT/45R/1400/2051/5X114/M12B	BAT45R/14/2051/5X114
5	BAT/45R/1500/2051/4X100/M12B	BAT45R/15/2051/4X100
6	BAT/45R/1500/2051/5X114/M12B	BAT45R/15/2051/5X114
7	BAT/45R/1600/2051/4X100/M12B	BAT45R/16/2051/4X100
8	BAT/45R/1600/2051/5X114/M12B	BAT45R/16/2051/5X114
9	BAT/45R/1700/2051/4X100/M12B	BAT45R/17/2051/4X100
10	BAT/45R/1700/2051/5X114/M12B	BAT45R/17/2051/5X114
11	BAT/45R/1800/2051/4X100/M12B	BAT45R/18/2051/4X100
12	BAT/45R/1800/2051/5X114/M12B	BAT45R/18/2051/5X114
13	BAT/45R/1900/2051/4X100/M12B	BAT45R/19/2051/4X100

BEAM AXLES UNBRAKED

TANDEM BRAKED 45MM ROUND AXLES

14	BAT/45R/1900/2051/5X114/M12B	BAT45R/19/2051/5X114
15	BAT/45R/2000/2051/4X100/M12B	BAT45R/20/2051/4X100
16	BAT/45R/2000/2051/5X114/M12B	BAT45R/20/2051/5X114
17	BAT/45R/2100/2051/4X100/M12B	BAT45R/21/2051/4X100
18	BAT/45R/2100/2051/5X114/M12B	BAT45R/21/2051/5X114
19	BAT/45R/2200/2051/4X100/M12B	BAT45R/22/2051/4X100
20	BAT/45R/2200/2051/5X114/M12B	BAT45R/22/2051/5X114
21	BAT/45R/2300/2051/4X100/M12B	BAT45R/23/2051/4X100
22	BAT/45R/2300/2051/5X114/M12B	BAT45R/23/2051/5X114

TANDEM BRAKED 45MM SQUARE AXLES



CODE SAMPLE

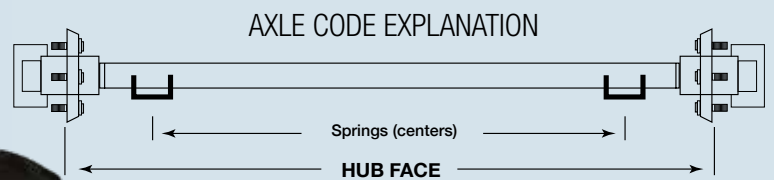

BAT/45S/14.5/2051/5

BAT	45S	14.5	2051	PCD
Braked Axle tandem	45mm Square	Length of axle (1450) HUB FACE	Drum Type used (200mm Brake Drum)	Pitch Circle Diameter configuration

	DESCRIPTION	CODE
1	BAT/45S/1400/2051/5X114/M12B	BAT45S/14/2051/5X114
2	BAT/45S/1500/2051/5X114/M12B	BAT45S/15/2051/5X114
3	BAT/45S/1600/2051/5X114/M12B	BAT45S/16/2051/5X114
4	BAT/45S/1700/2051/5X114/M12B	BAT45S/17/2051/5X114
5	BAT/45S/1800/2051/5X114/M12B	BAT45S/18/2051/5X114

6	BAT/45S/1800/2052/6X140/M12B	BAT45S/18/2052/6X140
7	BAT/45S/1900/2051/5X114/M12B	BAT45S/19/2051/5X114
8	BAT/45S/1900/2052/6X140/M12B	BAT45S/19/2052/6X140
9	BAT/45S/2000/2051/5X114/M12B	BAT45S/20/2051/5X114
10	BAT/45S/2000/2052/6X140/M12B	BAT45S/20/2052/6X140
11	BAT/45S/2100/2051/5X114/M12B	BAT45S/21/2051/5X114
12	BAT/45S/2100/2052/6X140/M12B	BAT45S/21/2052/6X140
13	BAT/45S/2200/2051/5X114/M12B	BAT45S/22/2051/5X114
14	BAT/45S/2200/2052/6X140/M12B	BAT45S/22/2052/6X140
15	BAT/45S/2300/2051/5X114/M12B	BAT45S/23/2051/5X114
16	BAT/45S/2300/2052/6X140/M12B	BAT45S/23/2052/6X140

TANDEM BRAKED 50MM ROUND AXLES



CODE SAMPLE

BAT/50R/14.5/2361/5

BAT Braked Axle Tandem	50R 50mm Round	14.5 Length of axle (1450) HUB FACE	2361 Drum Type used (230mm Brake Drum)	PCD Pitch Circle Diameter configuration
--	-----------------------------	--	---	---

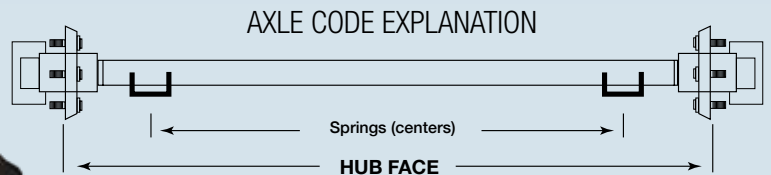
	DESCRIPTION	CODE
1	BAT/50R/1500/2361/5X114/M14S	BAT50R/15/2361/5X114
2	BAT/50R/1600/2361/5X114/M14S	BAT50R/16/2361/5X114
3	BAT/50R/1700/2361/5X114/M14S	BAT50R/17/2361/5X114
4	BAT/50R/1800/2361/5X114/M14S	BAT50R/18/2361/5X114

BEAM AXLES UNBRAKED

TANDEM BRAKED 50MM ROUND AXLES

5	BAT/50R/1800/2361/6X140/M14S	BAT50R/18/2361/6X140
6	BAT/50R/2000/2361/6X140/M14S	BAT50R/20/2361/6X140
7	BAT/50R/2100/2361/5X114/M14S	BAT50R/21/2361/5X114
8	BAT/50R/2100/2361/6X140/M14S	BAT50R/21/2361/6X140
9	BAT/50R/2200/2361/6X140/M14S	BAT50R/22/2361/6X140
10	BAT/50R/2300/2361/6X140/M14S	BAT50R/23/2361/6X140

TANDEM BRAKED 50MM SQUARE AXLES



CODE SAMPLE


BAT/50S/14.5/2051/5

BAT Braked Axle Tandem	50S 50mm Square	14.5 Length of axle (1450) HUB FACE	2051 Drum Type used (200mm Brake Drum)	PCD Pitch Circle Diameter configuration
--	------------------------------	--	---	---

	DESCRIPTION	CODE
1	BAT/50S/1500/2361/5X114/M14S	BAT50S/15/2361/5X114
2	BAT/50S/1600/2361/5X114/M14S	BAT50S/16/2361/5X114
3	BAT/50S/1700/2361/5X114/M14S	BAT50S/17/2361/5X114
4	BAT/50S/1800/2361/5X114/M14S	BAT50S/18/2361/5X114
5	BAT/50S/1800/2361/6X140/M14S	BAT50S/18/2361/6X140
6	BAT/50S/2000/2361/6X140/M14S	BAT50S/20/2361/6X140
7	BAT/50S/2100/2361/5X114/M14S	BAT50S/21/2361/5X114
8	BAT/50S/2100/2361/6X140/M14S	BAT50S/21/2361/6X140
9	BAT/50S/2200/2361/6X140/M14S	BAT50S/22/2361/6X140
10	BAT/50S/2300/2361/6X140/M14S	BAT50S/23/2361/6X140

RUBBER AXLES UNBRAKED

UNBRAKED RUBBER SUSPENSION




	DESCRIPTION	CODE
1	B600 W/ HIGHAXLEBRKTS140MM/ straight arm	1238025
2	B600/750KG UN/BR AXLE / BANA ARM	1238031
3	B850 U/BR AXLE 4X100 5X114 500-900 KG	1248000
4	B1000 U/BR 4X100/4+5/114 500-1500kg	1248005
5	B1000/1600KG U/BR/160ARM/1600KG/32005/32007	1248011
6	B600/750KG UB/BR AXLE / STRAIGHT ARM	1248205
7	B1800/1800KG UN/BR AXLE S/N	1248217
8	B600/750KG UB/BR AXLE/STRAIGHT ARM RA	1248223
9	B850 U/BR AXLE 4X100 RA 500-900KG	1248224
10	B850 U/BR AXLE RA 5X114 500-900KG	1248225
11	B1000 U/BR 4X100/4+5/114 500-1500KG RA	1248226

12	B2000/2000KG UNBRAKED AXLE	1248238
13	B600/750KG UN/BR AXLE W/O HUBS	1358700
14	RAUB/1000/HB45/4X100/M12B/175	RAUB/1000/HB45/4X100
15	RAUB/1000/HB45/5X114/M12B/175	RAUB/1000/HB45/5X114
16	RAUB/850/TH04/4X100/M12B	RAUB/850/TH04/4X100
17	RAUB/850/TH05/5X114/M12B	RAUB/850/TH05/5X114
18	RAUB/1000/HB45/4X100/M12B/160	RAUB10/HB45/4X100/16
19	RAUB/1000/HB45/5X114/M12B/160	RAUB10/HB45/5X114/16



RUBBER AXLES BRAKED

BRAKED RUBBER SUSPENSION



	DESCRIPTION	CODE
1	B1000 TAN 5/114 IMP BRKTS CUSTOM CAMPERS	1238012TANCC
2	B1000/10 ELECTRIC TAN 5/114 2800KG	1238018TAN
3	B600 BRAXLE 160 4/100 5/114 STRAIGHT ARM	1248129
4	B1000/2051BR 4/100 4+5/114 800-1500KG	1248144
5	B1000/2051BR TAN 4X100 4+5 1500-3000KG	1248145
6	B1000/2361SN/160ARM/1600KG	1248146
7	B1000/2051 BR 5/114 TAN 900KG (1800KG TAN) NYELA	1248147
8	B1000/2051/1250KG 25DEG BRKT	1248151
9	B1800/1800KG/2361SN/160ARM	1248183
10	B1800/1800KG/2361LN/160ARM	1248183LN
11	B1000/2051BR 6/140 1500KG	1248185
12	B1000/2051 BR 6/140 TAN 3000KG	1248185TAN

RUBBER AXLES BRAKED

UNBRAKED RUBBER SUSPENSION

13	B850 BR AXLE 1637 (NEW) 500-900 KG	1248190
14	B1800/TANDEM/3500KG/2361LN/160ARM	1248218
15	B2000/2000KG/2361LN	1248235
16	B2000/TANDEM/3500KG/2361LN	1248252
17	B1800/1800KG BR AXLE/ELEC.12"/USA/6X139.7	1248358
18	QUANTUM B1000/1500KG/2051/5/114/2017	1248359
19	B1000 8" BR AXLE 1500KG 5/114 HIGH BRACKETS	1248364
20	RAB/B1000/2051/6X140/M14/S PROFIBRE NEW 20MMLLOWER	RABB1000/2051/6X140N
21	RAB/B1000/2051/6X140/M14/S PROFIBRE	RABB1000/2051/6X140P
22	RAB/B1800/2361/6X140/M14/S PROFIBRE	RABB1800/2361/6X140P
23	RAB/B2000/ELEC/6X140/M12S AUSTRALIAN 1.25	RABB2000/ELEC/6X140A



RUBBER AXLES BRAKED

JURGENS RUBBER SUSPENSION



	DESCRIPTION	CODE
1	SENSATION B1800 BR9130055 ANEE/MIA/DAWN/VEE	1238026
2	JURGENS B1000/2051 BR 5/114 SWING/REGAL	1238033
3	JURGENS B1800/1800KG BR AXLE 6/140 XT140/XT120	1238034
4	JURGENS B1000/2051BR TAN 5/114 EXCL/ELEG	1238035
5	JURGENS B1800/1800KG BR AXLE 6/140 ORYX	1238036
6	JURGENS B1800/1800KG BR AXLE 6/140TOURER	1238037
7	JURGENS B2000/2000KG BR AXLE 6/140 XT160	1238038
8	JURGENS B1000/2361 BR 5/114 UT125	1238039
9	JURGENS B600/1637 BR AXLE 4X100 LT675	1238040
10	JURGENS B1000/2051 TAN 5/114 ELEGANCE	1238041
11	JURGENS B2000/2361 BR AXLE 6/140 EXPLORE	1238042
12	JURGENS B1000/2361 TAN 5/114 WILK	1238048

RUBBER AXLES BRAKED

JURGENS RUBBER SUSPENSION

13	JURGENS B1000/2051 BR PEN/EXPO/CLAS/FLEE	1238051
14	JURGENS B1000 2051/BR 5X114 XT65	1238058
15	JURGENS B1800/1500KG BR AXLE 6/140 XCAPE 2016	1248353
16	JURGENS/B1000/2051 NEW/TAN/5/114/EXCLUS.2016	1248354
17	JURGENS/B1000/2361SN/5/114/FLEETL/2016	1248355
18	JURGENS B1800/2361SN/5/114/PENT/CLASS/2016	1248356
19	JURGENS B1000 U/BR 5X114 XT 65	1238057
20	JURGENS B1800 UBR AXLE 6/140 XT75	1238059
21	JURGENS UBR B600 4X100 BT/LT	1248360
22	JURGENS B850/1637 BR AXLE GYPSEY LITE 2017	1248361
23	SENSATION B2000/2000KG/2361SN/5X112/AXLE	1248362



AXLE COMPONENTS

BLADE SPRINGS



	DESCRIPTION	CODE
1	BLADE 4 SPRING 685X45X6 750KG/PAIR	1248107
2	BLADE 4 SPRING 915X45X6 550KG/PAIR	1248181
3	BLADE 5 SPRING 685X45X6 950KG/PAIR	1248108
4	BLADE 5 LOCAL SPRING 45x6x685	1248038
5	BLADE 5 SPRING 915X45X6 700KG/PAIR	1238022
6	BLADE 6 SPRING 685x45x6 1150KG/PAIR	1248109
7	BLADE 6 LOCAL SPRING 45x6x685	1248037
8	BLADE 6 SPRING 915X45X6 840KG/PAIR	1238043
9	BLADE 6 SPRING 700X50X8 2000KG/PAIR	1248236
10	BLADE 7 SPRING 915X50X8X1750KG/PAIR	1248114
11	BLADE 7 SPRING 915X50X8X1750KG/PAIR Polokwane	1248114P
12	7 BLADE SPRING OUTBACK 60X7	576077
13	BLADE 8 SPRING 685X45X6 1500KG/PAIR	1248110

AXLE COMPONENTS

BLADE SPRINGS

14	BLADE 8 LOCAL SPRING 45x6x685	1248036
15	BLADE 8 SPRING 915X45X6 1120KG/PAIR	1238021
16	BLADE 8 SPRING 915mm LONG 1800kg PER PAIR	1238060
17	8 BLADE SPRING LONG 45x6	1348728
18	BLADE 8 SPRING 700X50X8 2700KG/PAIR	1350278
19	BLADE 10 SPRING 685X45X6 1800KG/PAIR	1248111
20	BLADE 10 DACROMET SPRING 685X45X6 1800KG/PAIR	1248363
21	BLADE 10 SPRING 915X45X6 1400KG/PAIR	1248216
22	BLADE 10 SPRING 915X50X8 2500KG/PAIR	1248115
23	BLADE 12 SPRING 915X45X6 1600KG/PAIR	1248327
24	BLADE 12 SPRING 70X10 6000KG AGR.	AGRI1358721
25	SPRING EYE BUSH SOLID	1349955



AXEL COMPONENTS

SPRING MOUNTING KITS



	DESCRIPTION	CODE
1	SPRING COMP SET M10	1248117SOLID
2	SPRING COMP SET M10 SQ SOLID	1248214SOLID
3	SPRING COMP SET M12 SOLID	1248118SOLID
4	SPRING COMP SET M12 SQ SOLID	1248239SOLID
5	SPRING COMP SET M14 SQ SOLID	1248210SOLID



AXLE COMPONENTS


BRAKE CABLES FOR BRAKED AXLES



	DESCRIPTION	CODE
1	BOWDEN CABLE 890/1100 NEW	1358392
2	BOWDEN CABLE 1020/1230 NEW	1358393
3	BOWDEN CABLE 1130/1340 NEW	1358394
4	BOWDEN CABLE 1320/1530 NEW	1358395
5	BOWDEN CABLE 1430/1640 NEW	1358396
6	BOWDEN CABLE 1620/1830 NEW	1358665
7	EQUILZER BRACKET SINGLE	1348032
8	EQUILZER BRACKET TANDEM	1348033

AXLE COMPONENTS

BRAKE RODS & ACCESSORIES



	DESCRIPTION	CODE
1	BRAKE ROD 1700	1348911
2	BRAKE ROD 2000	1348240
3	BRAKE ROD 2200	1348452
4	BRAKE ROD 2400	1348241
5	BRAKE ROD 2500	1348242
6	BRAKE ROD 2800	1348453
7	BRAKE ROD 3000	1348244
8	BRAKE ROD 3200	1348245
9	BRAKE ROD 3400	1348246
10	BRAKE ROD 3600	1348247
11	BRAKE ROD 4000	1348910

12	BR ROD CONNECTOR	1348111
13	BRAKE ROD ADAPTER M10 TO M12	BRRODADPT
14	M10 Brake Rod Sleeve	1350232
15	BRAKE ROD HOLDER M12 STEEL	1651682
16	BRAKE ROD HOLDER	2289860007
17	BRAKE ROD HOLDER	2380800002

AXLE COMPONENTS

BEARING KITS



	DESCRIPTION	CODE
1	BEARING KIT 1 (11749/10-45449/10 BEAM)	1248002
2	BEARING KIT 2 (11749/10-45449/10 RUBBER)	1248003
3	BEARING KIT 3 (67048/10-11949/10)	1248004
4	BEARING KIT 4 (32005-32007)	1248006
5	BEARING KIT 5 (32006-32008)	1248007
6	BEARING KIT 6 (2 X 44649/10)	1248008

7	BEARING KIT 7 (44649/10-67048/10)	1248009
8	BEARING KIT 8 (44649/10-48548/10)	1248010

AXLE COMPONENTS

GREASE CAPS



	DESCRIPTION	CODE
1	GREASE SACHETS	1248001
2	GREASE NIPPLE 1/4 SAE (Not UNF)	1348118
3	GREASE CAP 155MM 100 SQ	1358219
4	GREASE CAP 84	1358378
5	GREASE CAP SCREW-IN 55 MM	1358708
6	GREASE CAP 10 ELECTRIC	363182
7	GREASE CAP 12 ELECTRIC	363199
8	GREASE CAP 70MM	368527
9	GREASE NIPPLE SHAFT KOBER	375900
10	GREASE CAP DC2 63MM AUSTR	493020
11	GREASE CAP 57	581197
12	GREASE CAP 48mm	GCAP48

AXLE COMPONENTS
GREASE CAPS

13	Grease Cap 50mm	GCAP50
14	GREASE CAP 55	GCAP55
15	GREASE CAP 66MM	GCAP66
16	Grease Nipple Cape LDPE Red 61454	GNCAP



COUPLERS BRAKED & UNBRAKED

UNBRAKED COUPLER UNIT



	DESCRIPTION	CODE
1	CLIP ON COUPLER GALV	CLIPONCOUPLER GALV
2	T/COUPLER CLIP-ON	CLIPONCOUPLER
3	T/COUPLER PLATE ASS. AK7 VEN.	VENTERBASEPLATEASSY
4	T/COUPLER AK7 50MM 1224334	1248056
5	LOCK & KEY AK7 203216	1248182
6	EMERGENCY CABLE 750 KG COUPLER UBR	1236099
7	T/COUPLER AK7 60MM 1224743	1348593



COUPLERS BRAKED & UNBRAKED


BRAKED COUPLER UNIT



	DESCRIPTION	CODE
1	COUPLER SIGMA AK300 HNDBRK 90S H/D	ORC90SHD
2	COUPLER SIGMA AK300 HNDBRK 90S STD	ORC90SSTD
3	COUPLER SIGMA T/EYE 50MM	ORCTE50
4	COUPLER SIGMA T/EYE NEW SHAFT 50STD	ORCTE50S
5	COUPLER SIGMA C/IRON HEAD H/D NEW O/T H	ORCCIHD
6	COUPLER SIGMA 353936 2340KG C/IRON HEAD	ORCCI 2340
7	COUPLER SIGMA C/IRON HEAD H/D O/T HNDBR	ORCCIHDOTH
8	COUPLER SIGMA T/EYE 40mm	ORCTE40
9	COUPLER SIGMA 300 O/T HNDBRK H/D	ORC/AK270/OTH/HD
10	COUPLER SIGMA 300 O/T HANDBRK STD	ORC/AK270/OTH/STD
11	COUPLER SIGMA AK 300 GAS HNDBRK H/D	ORC/AK270/GASHB/HD
12	COUPLER SIGMA AK300 GAS HNDBRK STD	ORC/AK270/GASHB/STD

COUPLERS BRAKED & UNBRAKED

IMPORT KOBER COUPLER



	DESCRIPTION	CODE
1	COUPLER 251S 249220 (1500-2600KG)silver	COUPLER251S
2	COUPLER 251G/AK301 WELD.BRACKET 3000KG	1251602
3	KOBER COUPLER 251S SQ 100MM	COUPLER251S/SQ
4	COUPLER 90S 3 1TON ALKO	COUPLER90S
5	COUPLER 161S (249215)	COUPLER161S
6	COUPLER 251W/O HEAD ROTATING SHAFT 3000KG	COUPLER251/NOHEAD
7	COUPLER AL-KO PROFI 3500KG 692280/122413	COUPLERPROFI
8	KOBER COUPLER 161S SQ 70mm 1600KG	247685
9	KOBER COUPLER 161S SQ 100mm 1600KG	COUPLER161S/SQ100
10	KOBER COUPLER 251S SQ 626588	247687
11	COUPLER 60S/SQUARE (450-750KG)	249847

COUPLER HEADS

COUPLER HEADS



	DESCRIPTION	CODE
1	HEAD & SHAFT (SIGMA) OLD STYLE	1348436
2	COUPLER HEAD AK160 35MM SHAFT	1348773
3	SIGMA HEAD AND SHAFT AK300	1350097
4	COUPLER HEAD AK300/AK270	1348 COUPLERHEAD/AK270 674
5	COUPLER HEAD AK350	1348695
6	COUPLER HEAD AK301 (1221746)	1350059
7	COUPLER HEAD AK351	1350007



COUPLERS BRAKED & UNBRAKED

REPLACEMENT / SERVICE PARTS - KOBER COUPLERS



	DESCRIPTION	CODE
1	SHOCK PROFI3500 COUPLER CAST VERSION	1217090
2	SHOCK ABSORBER 60S 90S 20767204	1348471
3	SHOCK ABSORBER 251S 370589	1348598
4	SHOCK ABSORBER 251G 372641	1348691
5	SHOCK ABSORBER 161S 370556	1348696
6	SHOCK ABSORBER HANDBRAKE 351G	1350008
7	BELLOW 3.5T 21726605	1349914
8	BELLOW 90 S	2073890210
9	HAND BRAKE ASSEMBLY 90S/3 KOBER	220094
10	HANDBRAKE 251G 220098	1348692
11	HANDBRAKE ASSEMBLY PROFI 3000/3500	692236
12	SPRING CYL 3.5T	1248071

COUPLERS BRAKED & UNBRAKED


REPLACEMENT / SERVICE PARTS - KOBER COUPLERS

13	OVERRUN LEVER PROFI3500 COUPLER	692268
14	SPRING CYLINDER PACK PROFI COUPLER 3.5TON	692648
15	BUSHES KIT 90S	1210678
16	TUBE BUSH KIT 2PC. 161S/251S/251G	1348701
17	SHAFT 251S 2.7 TON COUPLER	1348698
18	SHAFT 161S 1600KG COUPLER	571873
19	SHAFT 90S COUPLER	625626
20	SHAFT 251G 3 TON COUPLER	625645
21	SHAFT FOR PROFI 3500 KOBER	1350093



COUPLERS BRAKED & UNBRAKED

REPLACEMENT / SERVICE PARTS - LOCAL COUPLERS



	DESCRIPTION	CODE
1	SHOCK ABSORB.353936 SIGMA L/D	SIGMA/LDSHOCK
2	SHOCK ABSORB. 1215917 SIGMA H/D	SIGMA/HDSHOCK
3	SPACER BUSH 30x16x12 PLAST.SHOCK BRACKET	1348117
4	SPACER BUSH 16x22x18 SIGMA SHOCK	1350328
5	BELLOW SIGMA OLD TYPE	BELLOWBETA
6	BELLOW SIGMA NEW AK300	1350020
7	BUFFER RUBBER 32 mm	1348580
8	BUFFER RUBBER 35 mm	1348152
9	HANDBRAKE LEVER ASSEMBLY OLD TYPE	HANDBRAKEASSYOLDTYPE
10	HANDBRAKE SIGMA GASLIFT W CABLE 1251692	HBSIGMA/GAS

11	SPRING CYL SIGMA	1248174
12	LOCKING PAD SIGMA	LPS25
13	M12 LOCKING HANDLE SIGMA	1348150
14	HANDBRAKE KNOB (SIGMA)	1348122
15	GRIP HANDBRAKE SIGMA ALKO	2045480004
17	BRAKEAWAY CABLE 950MM	368605

TOW EYES



	DESCRIPTION	CODE
1	TOWING EYE 40MM / 50MM SHAFT YELLOW	1213350
2	TOWING EYE 30 MM / 50 MM SHAFT YELLOW	1224106
3	TOWING EYE 50MM/50MM SHAFT YELLOW	1224109
4	TOWING EYE UK 40MM/60MM SHAFT	1224113

5	TOWING EYE DIN 40MM/60MM SHAFT	1224114
6	TOWING EYE 76MM/60MM SHAFT	1224118
7	TOW EYE 40mm	TOWEYE40
8	TOWING EYE 50MM	TOWEYE50
9	TOWING EYE 76MM/50MM SHAFT1224111	1350060

TOW BALLS



	DESCRIPTION	CODE
1	TRAILER HITCH BALL 50mm	1248289
2	G N BALLS GALV	1348400
3	EXTENDED TOWBALL FOR AKS	1350322
4	BALL & BRACKET COUPLER	1348727
5	BALL&PIN COUPLER 2H 90MM FORG	1358391
6	PIN FOR BALL & PIN COUPLER CAST	1358397

COUPLERS BRAKED & UNBRAKED

TOW BALL ACCESSORIES



	DESCRIPTION	CODE
1	SOFT-BALL SILVER SINGLE	1651589
2	SOFT-BALL BLACK SINGLE	1310913
3	DROP PLATE 4HOLE 16MM H/D GALV	1348302
4	Drop Plate 6 Hole H/Duty 16mm Galv	1348303
5	DROP PLATE 4HOLE 16MM H/D GALV	1348304



JOCKEY WHEELS

JOCKEY WHEELS



1

2

3/4

9

11

14

16

17

18

	DESCRIPTION	CODE
1	CASTOR J/W ASS S/C	JWCASTOR S/C
2	34MM JOCKEY WHEEL ASS 115 WHEEL	JW34 S/C 115
3	150 JW ASS 41	JW41 S/C 150
4	JW 42MM SINGLE 175 X 45 WHEEL	JW42 SINGLE
5	150 TRIPPLE J/W AS 48 SC	JW48TRIP S/C 150
6	JW 48 BASIC SINGLE 220x65	JW48 BASIC
7	200 JW ASS 48 SC	JW48 S/C 200
8	200 DOUBLE J/W ASS 48 SC	JW48DBL S/C 200
9	200 J/W ASS 48 H/D WHEEL 580202	JW48 H/D
10	JOCKEY WHEEL 48PREM 180KG SCALE	JW48 PREM
11	200 DOUBLE J/W ASS 48 H/D WHEEL 580202	JW48DBL H/D
12	JW 60 BASIC SINGLE 220x65	1350121

13	200 DOUBLE J/W ASS 60	JW60DBL S/C 200
14	200 J/W ASS 60 H/D WHEEL 580202	JW60 H/D
15	JW 60 BASIC DOUBLE 220x65	
16	200 DOUBLE J/W ASS 60 H/D WHEEL 580202	JW60DBL H/D
17	JOCKEY WHEEL AUTOMATIC 500KG/B-BRACKET	JWAUTO B-BRACKET
18	73MM JW ASS DOUBLE 200 H/D WHEEL 580202	JW73 DBL200 H/D
19	KNOB (JOCKEY WHEEL)	JWKNOB


WHEEL ONLY



	DESCRIPTION	CODE
1	115 WHEEL ONLY S/C	WHEELSC115
2	200 STEEL CENTRE WHEEL	WHEELSC200
3	RUBBER WHEEL 150	1348257
4	STEEL CENTRE WHEEL ONLY 150 SC	WHEELSC150
5	STEEL CENTRE WHEEL 145X75 JW42	1348301
6	WHEEL 200X50 LOW-PROFILE HD STEEL CENTRE	WHEELSC200LP/HD
7	RUBBER WHEEL 230X80 STEEL YELLOW	691604

JOCKEY WHEELS

CLAMPS



	DESCRIPTION	CODE
1	CASTOR CLAMP ASS	1350294
2	CLAMP ASS 34 GATE TYPE	CLAMPGATE34
3	CLAMP GATE TYPE 42MM STEEL	1248282
4	CLAMP GATE TYPE 48MM STEEL	CLAMPGATE48/STEEL
5	CLAMP 48MM H/D CAST BASE	CLAMP48HD/CAST
6	CLAMP ASS 48MM SWIVEL HEAD	1335092
7	CLAMP GATE TYPE 60MM	CLAMPGATE60
8	CLAMP ASS. 73mm	1248169
9	M12X60 LOCKING HANDLE SWIVLE (48CLAMP)	1348750
10	M12X90 LOCKING HANDLE SWIVEL (60CLAMP)	1348751
11	RED CLAMP-ON HANDLE 48JW	1210182
12	CLAMP 50SQ GALV. AL-KO	205701
13	HANDLE WITH KNOB 48/60 LOCAL JW ASS.	1348280

LIFTING/LANDING LEGS & MECHANISMS

LIFTING LEGS & MECHANISMS



	DESCRIPTION	CODE
1	PROP STAND 48RND 200KG GALV	205617
2	PROP STAND 50SQ 400KG GALV.	PROPSTAND50SQ
3	48 MM RND SIDE WINDER STAND	1248339
4	LANDING LEG 57RND GALV. RED ALKO 1223190	1350058
5	LANDING LEG 70SQ GALV 580/940 2000KG	622071WTM
6	LIFTING LEG 410/590MM 654859	LIFTINGLEG/410
7	LIFTING LEG 510/740MM 654874	1349910
8	48MM RND SIDE WIND STAND W 30MM TUBE CONQUEROR	SIDEWINDER/48



LIFTING LEGS

PARKING JACKS / CORNER STEADIES



	DESCRIPTION	CODE
1	PARKING JACK SHORT TR	PARKJACKSHORT
2	PARKING JACK LONG TR	PARKJACKLONG
3	JACK PAD FOR PARKING JACK	JACKPAD
4	SPLIT PIN 6.30X100	1348239
5	CORNER STEADY GALV. 505MM/190MM	CORNERSTEADY505
6	CORNER STEADY GALV. 605MM/190MM	CORNERSTEADY605
7	CORNER STEADY GALV. PREMIUM LONG	1221694
8	SLIDE PLATE 690MM CORN. STEADY	1361861
9	BRACE 595MM MANU. F. CORNER STEADY	1349911
10	BRACE 790MM MANU. F. CORNER STEADY	1248213
11	BRACE 865MM F. CORNER STEADY	267363
12	LIFTING MECH EXPL LONG	LIFTINGMECHLONG
13	LIFTING MECH EXPL SHORT	LIFTINGMECHSHRT

LIFTING LEGS

PARKING JACKS / CORNER STEADIES

14	LIFTING MECH XT140	1248105
15	CRANK HANDLE XT140	1349952
16	FOOT PIECE SHORT GALV LIFT MECH 45SQ	FOOTPIECE/SHORT/MECH
17	FOOT PIECE LONG GALV LIFT MECH 45SQ	FOOTPIECE/LONG/MECH
18	LIFTING LEG 41	LIFTINGLEG/41
19	LIFTING LEG 48	LIFTINGLEG/48
20	LIFTING LEG 60	LIFTINGLEG/60
21	48MM RND SIDE WIND STAND W 30MM TUBE CONQUEROR	SIDEWINDER/48



RIM & TYRES

RIMS ONLY



	DESCRIPTION	CODE
1	RIMS 10" 4X100 WHITE	1248125
2	RIM 10X6 5X114 SILVER TRAILER ONLY	1248337
3	RIMS 13" 4/100 WHITE	1248126
4	Rims 13 4/100 SILVER	1248267
5	RIM TRAILER 13" 4/100 GALVANIZED	1248130
6	RIMS 13 4X140 SILVER	1348766
7	RIM 13 5/114 WHITE	1248266
8	RIM 13 5 X 114.3 SILVER	1350113
9	RIM 14 4X100 WHITE	1350115
10	RIM 14" 5X114 WHITE	1248132

11	RIM 14 5X114 SILVER	1248270
12	RIM 14 5/114 GALV	1248132GALV
13	RIM 14 6X140 WHITE	1248258
14	RIM 14 6X140 GALV	1248258GALV
15	RIM 15X7 5/114 WHITE + 15MM TRAILER ONLY	1248133
16	Rims 15 5X114 Silver	1248272
17	RIM 15X7 6/140 WHITE + 15MM TRAILER ONLY	1248134
18	RIM 15X7 6/140 GALV + 15MM TRAILER ONLY	1248134GALV
19	RIM 15 6X140 Silver	1248285
20	RIM 15 6/140 BLACK	1358398
21	Rim 16 6X140 Silver	1248136SILVER
22	RIM 16 X 6/140 WHITE OFFSET OMM	1238008
23	Rim 16 5X150 silver	1348282
24	RIMS 16"" 5X165 SILVER	1248137



RIM & TYRES

RIMS & TYRE COMBOS




	DESCRIPTION	CODE
1	RIM & TYRE 145R10 4/100	RIMTYRE145R10/4X100
2	RIM&TYRE/195/55R10C/5/114/SILVER	RIMTYRE195R10C5X114S
3	10 RIM AND TYRE 195/50 R10 5/112 SILVER	RIMTYRE195R10/5X112S
4	RIMS & TYRE 155R13 DK 4/100 WHITE	RIMTYRE155R13/4X100W
5	RIM AND TYRE 155R13 DK 4/100 SILVER	RIMTYRE155R13/4X100S
6	RIM & TYRE 155R13 DK 5/114 SILVER	RIMTYRE155R13/5X114S
7	RIM AND TYRE 155R13 DK 5/114 WHITE	RIMTYRE155R13/5X114W
8	RIM & TYRE 165R13 DK 4/100 WHITE	RIMTYRE165R13/4X100W
9	RIM & TYRE 165R13 DK 4/100 SILVER	RIMTYRE165R13/4X100S
10	RIM & TYRE 165R13 DK 5/114 WHITE	RIMTYRE165R13/5X114W
11	RIM AND TYRE 165R13 DR 5/114 SILVER	RIMTYRE165R13/5X114S
12	RIM&TYRE 175R14C SILVER 5/114	RIMTYRE175R14/5X114S
13	RIM & TYRE 185R14C DK 4/100 WHITE	RIMTYRE185R14/4X100W

14	RIM & TYRE 185R14C DK 5/114 WHITE	RIMTYRE185R14/5X114W
15	RIM & TYRE 185R14C DK 5/114 SILVER	RIMTYRE185R14/5X114S
16	RIM & TYRE DK 185R14C 5/114 GALV	RIMTYRE185R14/5X114G
17	RIM & TYRE 185R14C DC 6/140 WHITE	RIMTYRE185R14/6X140W
18	RIM & TYRE 14 X 185 6/140 GALV	RIMTYRE185R14/6X140G
19	RIM & TYRE 195R14C DK 4/100 WHITE	RIMTYRE195R14/4X100W
20	RIM & TYRE 195R14C DK 5/114 WHITE	RIMTYRE195R14/5X114W
21	RIM & TYRE 195R14C DK 5/114 SILVER	RIMTYRE195R14/5X114S
22	RIM & TYRE 14 X 195 5/114 GALV	RIMTYRE195R14/5X114G
23	RIM & TYRE 195R14C DK 6/140 WHITE	RIMTYRE195R14/6X140W
24	RIM & TYRE 14 x 195 6/140 GALV	RIMTYRE198R14/6X140G
25	RIM & TYRE 215R15C DK 5/114 SILVER	RIMTYRE215R15/5X114S
26	RIM & TYRE 215R15C DK 5/114 WHITE	RIMTYRE215R15/5X114W
27	RIM & TYRE 15 x 215 6/140 GALV	RIMTYRE215R15/6X140G
28	RIM & TYRE DK225/70R15LT 1120KG 5/114 WHITE	RIMTYRE225R15/5X114W
29	RIM & TYRE DK 225/70R15LT 1120KG 6/140 WHITE	RIMTYRE225R15/6X140W
30	15 RIM AND TYRE 215 WHITE 6/140	RIMTYRE215R/6X140S
31	RIM & TYRE DK 225/70R15LT 1120KG 6/140 GALV	RIMTYRE225R15/6X140G
32	15 RIM & TYRE 6X140 SILVER	RIMTYRE215R/6X140S



RIM & TYRES

MUDGAURDS



	DESCRIPTION	CODE
1	MUDGAURD 10 SHORT	1248290
2	MUDGUARD 13 SHORT	1350051
3	MUDGUARD 13 SHORT GALVANISED	MG13SG
4	MUDGUARD 13 LONG	1350052
5	MUDGUARD 14 SHORT	1350053
6	MUDGUARD 14 SHORT ELECTRO PLATED	1350053EG
7	MUDGUARD 14 LONG	1350054
8	MUDGUARD 15 SHORT	1350055
9	MUDGUARD 15 LONG	1350056
10	MUDGUARD POWDER COATED 1358412	2371523
11	MUDGUARD 220/770 PLASTIC	245821



RIM & TYRES

RIM / TYRE / WHEEL ACCESSORIES



	DESCRIPTION	CODE
1	WHEEL CHOCK BLACK UK10K	249422
2	BRACKET BLACK UK10K	249423
3	WHEEL CHOCK UK 36KL BLACK	1235990
4	BRACKET UK36 GALV	244376
5	WHEEL CHOCK UK53 PLASTIC BLACK 1221515	AGRI1221515
6	BRACKET UK 53 VZ AL-KO	244378
7	CHROME CAP 68MM 4 STUD/13	1348889
8	CHROME CAP 84MM 5STUD/15/14/13	1349915
9	CHROME CAP 109MM 6STUD/16/15/14	1349916



10	WHEEL BOLT M12 19AF	1348016
11	WHEEL STUD M12	WHEELSTUDM12
12	WHEEL NUT M12 19 A/F	1348079
13	WHEEL NUT M12 21 A/F	1348080
14	WHEEL STUD M14	1348269
15	WHEEL NUT M14	1348268
16	WHEEL STUD M16	1348271
17	WHEEL NUT M16	1348270



CHASSIS & COMPONENTS

CHASSIS



DESCRIPTION

CODE

1	DRAWBAR 60X60 SQ UBR AK7 2445MM	1223329
2	DRAWBAR 60X60 SQ CRANKED UBR AK7 2860MM	1224913
3	DRAWBAR 70X70 SQ UBR CLIPON 2445MM	1238017

4	T-Pole Chassis 70x70mm 3135mm	1706421
5	CHASSIS KIT 1500KG	1227173
6	CHASSIS KIT 1300KG	1422613
7	CHASSIS KIT TANDEM 3250 KG	1424347
8	CHASSIS KIT TAN 2250KG	1425269
9	CHASSIS KIT 900KG	1702199
10	CHASSIS KIT TANDEM 2500KG 7345X2200	1703243
11	CHASSIS KIT 1800KG 7246X2312	1703927
12	CHASSIS KIT 8141X2350 2600KG	1704017
13	CHASSIS SINGLE 1500KG 6655X2300	1704203
14	CHASSIS SINGLE 1800KG 6655X2300 B1800 AXLE	1704203B
15	CHASSIS KIT 9091X2350 2600KG	1704249
16	CHASSIS KIT OKTO 2300MM X 5715	1706017
17	CHASSIS KIT NAYELA TAN	1706497
18	CHASSIS KIT TAN 2051 2600KG 5/114	244081
19	CHASSIS KIT TAN 2051 2600KG	244082



CHASSIS & COMPONENTS

CHASSIS ADD ONS & ACCESSORIES




	DESCRIPTION	CODE
1	SPARE WHEEL CARRIER - EH7/BR 1465-1815	1556010
2	SPARE WHEEL CARRIER 45 UBR M18 4X100/5X114/6X140	1248254SWC
3	ALU ENTRY STEP MANUAL	1358735
4	BIG FOOT SET	1212458
5	ADAPTOR BIG-FOOT 4 IN BOX	1213899
6	RAMP PAIR 400KG/1500MM/215	130569
7	RAMP PAIR 400KG/2000MM/225	130585
8	RAMP PAIR 1000KG/2000MM/260	130590
9	Bike Stand	1350217
10	NOSE CONE UNPAINTED	1248310



CHASSIS & COMPONENTS

CHASSIS DAMPERS



	DESCRIPTION	CODE
1	SHOCK BRACKET SPECIAL 65 DEG 80MM	353182
2	SHOCK BRACKET FOR SWING ARM	1358402
3	SHOCK ABSORBER OCTAGON BLUE 244085	1349956
4	SHOCK ABSORBER OCT. RED (244086)	1350061

CARAVAN MOVERS



	DESCRIPTION	CODE
1	RANGER S21	1731051
2	MAMMUT SYSTEM AL-KO CHASSIS VERSION	1225469
3	MAMMUT AMS1 NON AL-KO	1225470

4	MAMMUT SYSTEM AMS 2 - NON AL-KO	1225471
5	ATC SINGLE 750-1300KG GVM	1223022
6	ATC SINGLE 1301-1500KG GVM 1223023	1350199
7	ATC SINGLE 1501-1800 KG GVM 1223287	1350200
8	ATC TANDEM 1601-2000KG GVM	1223162
9	ATC TANDEM 2001-2500KG GVM 1223288	1350201
10	2LINK SYSTEM FOR ATC	1731216

CHASSIS SAFETY AND INTEGRATION



	DESCRIPTION	CODE
1	COUPLER SHACKLE LOCK AK300/160 (247925)	1350221
2	COUPLER SAFETY UNIVERSAL LOCK (1224081)	1350222
3	ALKO SOFT DOCK RED 603952	1358346
4	ALKO SAFETY AK160/300 1310890	1358347
5	LOCK AK161/AK270 KIT	1730411
6	EASY WHEEL CLAMP RED	650300SA

CHASSIS & COMPONENTS

AKS STABILIZING HEAD SERVICE PARTS



	DESCRIPTION	CODE
1	AKS3004 PLASTIC PLUG BLACK 1367606	1358369
2	FRICTION PAD KIT AKS 2004/3004 1220755	1358370
3	AKS 2004 LEVER ARM LEFT	690241
4	AKS 2004 LEVER ARM RIGHT	690242
5	BOLT AKS 8X97 TORX HANDGRIP	690246
6	SET FRICTION PADS FRONT/REAR	691418
7	HANDGRIP AKS 3004 BLACK	693589
8	PROTECTIVE COVER AKS3004 1287002	1287002
9	PLASTIC PLUG AKS 1367606	1367606
10	AKS3004 1225158 STABILIZING HEAD	1350090
11	AKS TRIPPLE PACK 1225155	1350315

ELECTRIC CORNER STEADY SYSTEM

	DESCRIPTION	CODE
1	ELECTRIC CORNER STEADY UP4	1731376

HUBS & DRUMS




	DESCRIPTION	CODE
1	BRAKE DRUM 160	BDRUM160
2	TRO 230 2T BRAKE DRUM LONG NOSE	BDRUM230L/N
3	BRAKE DRUM 230 L/N DRILL AND TAP	BDRUM230LN/DT
4	BRAKE DRUM 230 L/N DRILL AND TAP 5X114	BDRUM230LN/DT_5X114
5	BRAKE DRUM 230 L/N PRESSED STUDS 5X114	BDRUM230LN/PS
6	BRAKE DRUM 230 L/N PRESSED STUDS 6X140	BDRUM230LN/PS_6X140
7	BRAKE DRUM 230 S/N	BDRUM230S/N
8	BRAKE DRUM 230 S/N DRILL AND TAP	BDRUM230SN/DT
9	BRAKE DRUM 230 S/N DRILL AND TAP 5X114	BDRUM230SN/DT_5X114
10	BRAKE DRUM 230 S/N PRESSED STUDS 5X114	BDRUM230SN/PS
11	BRAKE DRUM 230 S/N PRESSED STUDS 6X140	BDRUM230SN/PS_6X140
12	BRAKE DRUM 3062 W BEARINGS	BDRUM3062/BEARINGS
13	BDRUM2051 DRILL AND TAP 4X100	BDRUM2051/DT_4X100

14	BDRUM2051 DRILL AND TAP 5X114	BDRUM2051/DT_5X114
15	BDRUM2051 PRESSED STUDS 5X114	BDRUM2051/PS
16	BDRUM2052 DRILL AND TAP 4X100	BDRUM2052/DT
17	BDRUM2052 DRILL AND TAP 5X114	BDRUM2052/DT_5X114
18	BRAKE DRUM 2052 PRESSED STUDS 5X114	BDRUM2052/PS
19	BRAKE DRUM 2052 PRESSED STUDS 6X140	BDRUM2052/PS_6X140
20	RA HUB/MINI/WITH BEARINGS/BN5330	HUB/MINI/BN5330
21	RA HUB/RENO/WITH BEARINGS/BN5331	HUB/RENO/BN5331
22	HUB 45 U/BR DRILL AND TAP 4X100	HUB45/DT
23	HUB 45 U/BR DRILL AND TAP 5X114	HUB45/DT_5X114
24	HUB 45 U/BR PRESSED STUDS 5X114	HUB45/PS
25	HUB 45 U/BR PRESSED STUDS 6X140	HUB45/PS_6X140
26	HUB 50RND S/N DRILL AND TAP 4X100	HUB50RND/SN/DT
27	HUB 50RND S/N DRILL AND TAP 5X114	HUB50RND/SN/DT_5X114
28	HUB 50RND S/N PRESSED STUDS 5X114	HUB50RND/SN/PS
29	HUB 50RND S/N PRESSED STUDS 6X140	HUB50RND/SN/PS_6X140
30	HUB 50SQ L/N DRILL AND TAP 4X100	HUB50SQ/LN/DT
31	HUB 50SQ L/N DRILL AND TAP 5X114	HUB50SQ/LN/DT_5X114
32	HUB 55SQ PRESSED STUDS 6X140	HUB55SQ/PS
33	RA MINI HUB/STUDS WITHOUT BEARINGS	HUB/MINI
34	RA HUB/RENO/WITHOUT BEARINGS/42534 4X100	HUB/RENO 4x100
35	RA HUB/RENO/WITHOUT BEARINGS/42534 5x114	HUB/RENO 5X114
36	RA HUB/RENO/WITHOUT BEARINGS/42534 5X114	HUB/RENO5X114
37	HUB 145 T/Hub 4x100	THUB4x100
38	HUB 155 T/Hub 5x114	THUB5X114

HUBS & DRUMS

COMPLETE BRAKE ASSEMBLIES



	DESCRIPTION	CODE
1	BRAKE ASS 2051 L/H 622640	BASS2051 L/H
2	BRAKE ASS 2051 R/H 622641	BASS2051 R/H
3	BRAKE ASS. 2361 L/H 622882	BASS2361 L/H
4	BRAKE ASS 2361 R/H 622883	BASS2361 R/H
5	BRAKE ASSEMBLY LEFT 2365	BASS2365 L/H
6	BRAKE ASSEMBLY RIGHT 2365	BASS2365 R/H

BRAKE SHOES



	DESCRIPTION	CODE
1	BRAKE SHOE BONDED 1636	1348037
2	BRAKE SHOE BONDED 2050	1348070
3	BRAKE SHOE BONDED 2360	1348091

HUBS & DRUMS

ELECTRIC BRAKES AND ACCESSORIES

AUSTRALIAN (EXPORT ONLY)



	DESCRIPTION	CODE
1	BRAKE ASS./12IN/RH/ELECTR./OFFROAD/PARK 331352LH	BASS12" AUS L/H
2	BRAKE ASS./12IN/LH/ELECTR./OFFROAD/PARK 331352RH	BASS12" AUS R/H
3	BRAKE DRUM/12IN/AUSTR./6/5.5/WITH STUDS	429001
4	BRAKE CABLE KIT (8 METRES) AUSTR	323025
5	PARKBRAKE MECHANISM 400MM AUSTR	619100
6	COUPLING 50MM 2Ton / 3.5 TON OFF ROAD	619010

ELECTRIC BRAKES AND ACCESSORIES

AMERICAN (EXPORT ONLY)



	DESCRIPTION	CODE
1	BRAKE ASS./10IN/RH/ELECTR./PARK USA	5682071
2	BRAKE ASS./10IN/LH/ELECTR./PARK USA	5682072

UBS & DRUMS

ELECTRIC BRAKES AND ACCESSORIES - AMERICAN (EXPORT ONLY)

3	KIT 10 E- BRAKE SHOES (2)	K568173
4	KIT MAGNET 10 E-BRAKE	K568119
5	SHOE RETRACTOR SPRING 10 E-BRAKE	568097
6	BRAKE ASS./12IN/LH/ELECTR./PARK USA 5682852	BASS12" USA L/H
7	BRAKE ASS./12IN/RH/ELECT./PARK USA 5682851	BASS12" USA R/H
8	BRAKE DRUM/12IN/USA/6/5.5/WITH STUDS	363239
9	KIT MAGNET 12 E-BRAKE	K568111
10	KIT 12 E-BRAKE SHOES (2)	K568178
11	SHOE RETRACTOR SPRING 12 E-BRAKE	568096
12	SHOE HOLD-DOWN SPRING E- BRAKE	568093
13	BRAKE DRUM 10 5/4.5 STUDS W/O BEARINGS	363219
14	BRAKE DRUM 10 6/5.5 STUD	428248

CONTROLLERS & BREAKAWAY KITS



	DESCRIPTION	CODE
1	BRAKE CONTROLLER PRIMUS 90160	1692005
2	BREAKAWAY KIT W/CHARGER 20048	1530882
3	BRAKE CONTROLLER PRODIGY P2 BRK	1530880
4	BRAKE CONTROLLER PRODIGY RF 90250	1530881

HUBS & DRUMS

MARINE BACK PLATES & FLUSHING SYSTEM



	DESCRIPTION	CODE
1	8" MARINE BRAKE ASSEMBLY	1224143
2	9" MARINE BRAKE ASSEMBLY	1224144
3	WHEEL BRAKE FLUSHING SYSTEM SINGLE AXLE	1362447
4	WHEEL BRAKE FLUSHING SYSTEM TANDEM	1362448



LIGHTS & ELECTRICAL

LIGHTS



	DESCRIPTION	CODE
1	ROUND CLEAR TRUCK LIGHT	1350277
2	ROUND AMBER TRUCK LIGHT	1349964
3	ROUND RED TRUCK LIGHT	1349965
4	TRUCK LIGHT AMBER SEALED	1349971
5	TRUCK LIGHT RED SEALED	1349981
6	TRUCK LIGHT AMBER DE-LUX	1349982
7	TRUCK LIGHT RED DE-LUX	1349972
8	TRUCK LIGHT LED AMBER	1349969
9	TRUCK LIGHT LED RED	1349970
10	LED LIGHT ROUND RUBB. COMBO 3-1	1349993
11	LED LIGHT ROUND METAL COMBO 3-1	1358706
12	Light Bracket Single	1350197
13	LIGHT DUAL BRACKET	1349966
14	LIGHT DUAL BRACKET GALVANISED	LBDUALG
15	LED LIGHT SQUARE 4IN1 STOP/TAIL	1348802
16	STOP TAIL LIGHT SQUARE 3 IN 1	1349985
17	TAILLIGHT RECT 3 IN 1	1349973
18	LED LIGHT COMBO 3-1 RECTANGULAR	1350073
19	LIGHT BOARD 3-1SQ 137w0mm/cable 6meter	1348803

LIGHTS & ELECTRICAL

MARKER LIGHTS



	DESCRIPTION	CODE
1	LED SIDE MARK.LIGHT RECT. 99MM RED/WHITE	1348805
2	LED SIDE MARK.LIGHT ROUND RED/WHITE	1348806
3	LED SEALED CLEARANCE & SIDE MARKER LIGHTS RED	1358413
4	LED SEALED CLEARANCE & SIDE MARKER LIGHTS AMBER	1358419
5	LED LIGHT EMARK LARGE	1350005
6	NUMBER PLATE HOLDER METAL PLATE	1248017
7	LED Number Plate Light Small	1350074

REFLECTORS



	DESCRIPTION	CODE
1	REFLECTOR STICK ON WHITE	1349987
2	REFLECTOR STICK ON RED	1349988

3	REFLECTOR STICK ON AMBER	1349989
4	TRIANGULAR REFLECTOR	1348756
5	REFLEXITE YELLOW TAPE PER METER	1248022M
6	CHEVRON BOARD 1200	1349990
7	CHEVRON BOARD 1700	1349991

PLUGS & WIRING



	DESCRIPTION	CODE
1	7 PIN PLUG MALE ALUM	7PINMALE
2	7 PIN PLUG MALE PLASTIC	1349975
3	7 PIN FEMALE PLUG PLASTIC	1350075
4	7 PIN FEMALE PLUG ALUM	1350102
5	7 CORE CABLE	1349986
6	TRAILER LIGHT TESTER 7PIN W./O. BATTERY	1348804

WINCHES & ACCESSORIES

WINCHES



	DESCRIPTION	CODE
1	WINCH 850LBS W06-508	1350131
2	WINCH 1200LBS W06-512	1350132
3	WINCH 1800LBS	1350133
4	WINCH 2000LBS	1350138
5	WINCH 2000 LBS DOUBLE GEAR W06-D520	1350330
6	WINCH 2000LBS DUAL SPEED W06-520	1350332
7	WINCH 2000 LBS STAINLESS DOUBLE GEAR	1350341
8	WINCH 2500LBS	1350134
9	WINCH 2500LBS DUAL SPEED W06-525	1350331
10	WINCH 3700LBS DOUBLE GEAR W06-537	1350218

11	WINCH 351 244893	1248317
12	AL-KO WINCH 501 PLUS	1730003
13	AL-KO WINCH 901 A BRAKED	1730014
14	AL-KO WINCH BRAKED 901A	244897
15	WEATHER PROTECTION WINCH 650/901/901A	1224076
16	WINCH CABLE 351 209524	1248303
17	WINCH CABLE TYPE 901 12.5M D7MM	1730140
18	WINCH STRAP HOOK 4 METER AL-KO FOR 501	245356
19	WINCH STRAP BRACKET 501 AL-KO	352514
20	WINCH STRAP BRACKET 351/901 ALKO	352516

WINCHES & ACCESSORIES

WINCH HANDLES

	DESCRIPTION	CODE
1	WINCH HANDLE 150 MM FOR 600/850 J.K.	1248907
2	WINCH HANDLE 195MM FOR 1200/2000LB DG JK	1248908
3	WINCH HANDLE SNAP-ON FOR2000/2500 LB DUA	1248909
4	WINCH HANDLE 245MM FOR 3700LB JK	1248910



WINCHES & ACCESSORIES

WINCH STRAP & CABLE



	DESCRIPTION	CODE
12	WINCH STRAP/HOOK 6 METER	1350333
13	WINCH CABLE/HOOK 8 METER	1350313
14	WINCH STRAP/HOOK 9 METER	1350334
15	WINCH CABLE/HOOK 4MM X 10 METER	1350335
16	WINCH CABLE/HOOK 5MM X 10 METER	1350336
17	WINCH CABLE/HOOK 6MM X 10 METER	1350337

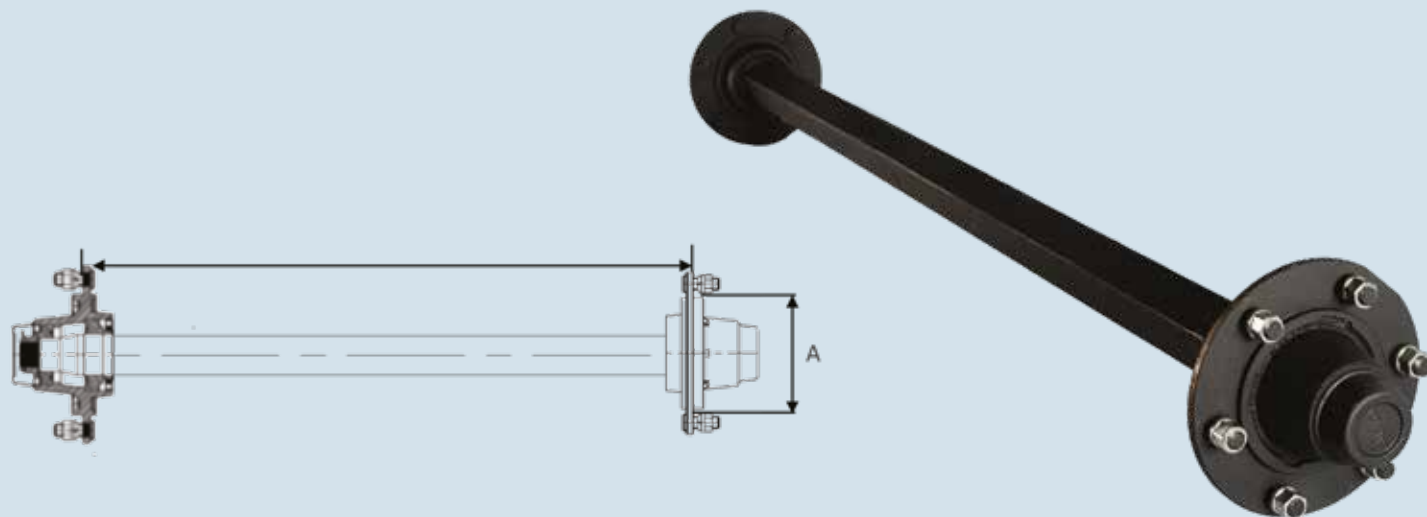


Vehicle Technology
AGRICULTURAL



AGRICULTURAL AXLES

UNBRAKED AGRICULTURAL AXLES

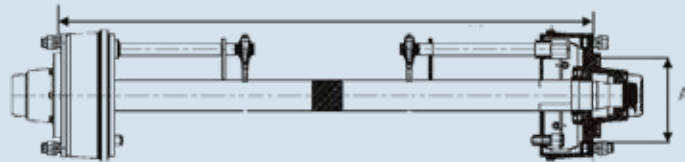


	DESCRIPTION	CODE
1	U/BR AXLE 55SQ/5X150/165/6X140	AGRI1248048
2	U/BR AXLE 60SQ/6X205/1700MM/AGRICULTURAL	AGRI1248034
3	U/BR AXLE 60SQ/6X205/1820MM/AGRICULTURAL	AGRI1248035
4	U/BR AXLE 70SQ/6X205/1800MM	AGRI1248315
5	U/BR AXLE 80SQ/8X275/1830MM AGRICULTURE	AGRI1358201
6	U/BR AXLE 80SQ/8x275/2200MM AGRICULTURAL	AGRI1358207
7	U/BR AXLE 90SQ/10x335/1850MM AGRICULTURA	AGRI1358208
8	U/BR AXLE 100SQ/10x335/2050MM AGRICULTUR	AGRI1358209
9	U/BR AXLE 100SQ/10/335/2200MM AGRICULTUR	AGRI1358210



AGRICULTURAL AXLES

BRAKED AGRICULTURAL AXLES



	DESCRIPTION	CODE
1	BR AXLE 70SQ/300MM/6X205/1800MM/6000KG	AGRI1248316
2	BR AXLE 80SQ/300MM/8X275/1800MM /8000KG	AGRI1358200
3	BR AXLE 90SQ/400MM/10x335/1850MM 10to	AGRI1358211
4	BR AXLE 100SQ/400MM/10x335/2200MM 14to	AGRI1358212
5	HYDRAULIC BRAKE CYLINDER AGRICULTURAL	AGRI1358023



AGRICULTURAL

HUBS/DRUMS & BEARING KITS



	DESCRIPTION	CODE
1	HUB W/6STUDS AGR 70SQ SH088	1351810
2	HUB W/8STUDS AGR 80SQ SH105	1351811
3	HUB W/10 STUDS AGR 90SQ/SH069	1358001
4	BRAKE DRUM W/6STUDS AGR 70SQ SH095	1351808
5	BRAKE DRUM W/8STUDS AGR 80SQ SH127	1351809
6	BRAKE DRUM W/10 STUDS AGR 90SQ/SD069	1358002
7	AGRI BEARING KIT (32212/32215) 80MM SQ	1248198
8	AGRI BEARING KIT (32214/32217) 90MM SQ	1248199
9	AGRI BEARING KIT (32214 / HM218248/410) 100MM SQ	1248200
10	BRAKE SHOE AGRICULT. DB3060L	1358205
11	BRAKE SPRING AGRICULT 170 MM	1358206
12	BRAKE SHOE AGRICULT. DB4080L	1358220

AGRICULTURAL

AGRI RIMS



	DESCRIPTION	CODE
1	RIM W 9X18 6X205 AGRICULTURAL	AGRI1358701
2	RIM 6.5HX16 6X205 AGR LOCKRING	AGRI1358703
3	RIM 7.00X20 6X205/BORE 161 AGR	1358715
4	RIM W11 X 18 8 X 275 AGR	AGRI1358712
5	GREASE CAP 80MM AGRIC	1358223
6	GREASE CAP 85MM AGRIC	1358202
7	GREASE CAP 90MM AGRIC	1358203
8	GREASE CAP 111MM AGRIC	1358204
9	GREASE CAP 160 MM AGRIC	1358213
10	WHEEL STUD M18 AGR	1358216
11	WHEEL NUT M18	1351804
12	WHEEL STUD M20 AGR	1358217

13	WHEEL NUT M20	1351806
14	WHEEL STUD M22 AGR	1358218
15	WHEEL NUT M22 AGR	1358214
16	WHEEL NUT WASHER DIA.20/33 M20 AGR	1351807
17	WHEEL NUT WASHER DIA 23/33 M22 AGR	1358215

AGRI TURNTABLES



	DESCRIPTION	CODE
1	TURNTABLE 400	AGRI1248333
2	TURNTABLE685	AGRI1248307
3	TURNTABLE880	AGRI1248306
4	TURNTABLE1000	AGRI1248305
5	TURNTABLE 1100	AGRI1248304

AGRICULTURAL AGRI ACCESSORIES

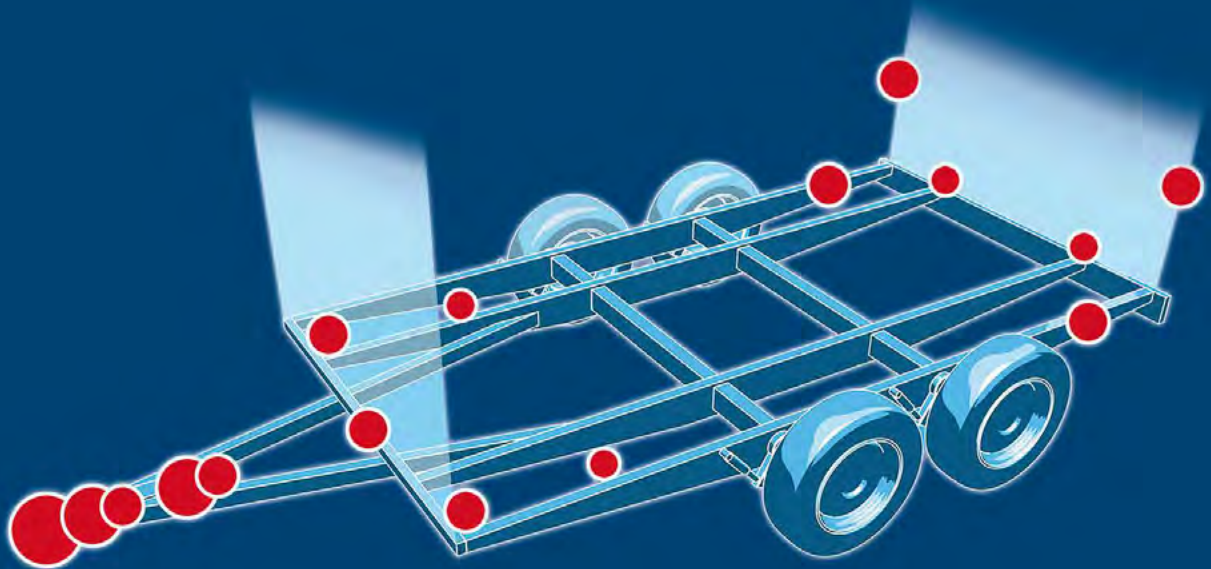


	DESCRIPTION	CODE
1	BLADE 12 SPRING 70X10 6000KG AGR.	AGRI1358721
2	73MM JW AUTOM./BRACKET/800KG/260x65	AGRI1366155
3	JOCKEY WHEEL 800KG 73KK 260X65	AGRI1250408
4	JW 1500KG 310X90 STEEL WHEEL	AGRI1224012
5	PIN COUPLER AK53 AGRIC LOW SPEED	AGRI203262
6	PIN COUPLER AK61 LOW SPEED	AGRI242079
7	TOWING EYE 52MM 6000KG LOW SPEED	AGRI1358724
8	PARKING PROP STAND 60SQ/800KG W TUBECLAM	AGRI1358714



WINTERHOFF

QUALITY TRAILER SYSTEMS



CONNECTING QUALITY!

WINTERHOFF

JOCKEY WHEEL - WHEELS ONLY



	DESCRIPTION	CODE
1	WINTERHOFF JW ONLY W5446	W1211567
2	WINTERHOFF JW ONLY W5450	W1223374
3	WINTERHOFF JW ONLY W5452	W1223522
4	WINTERHOFF JW ONLY W5424	W1860506
5	WINTERHOFF JW ONLY W5472	W1860509
6	WINTERHOFF JW ONLY W5473	W1860512
7	WINTERHOFF JW ONLY W5430	W1860513
8	WINTERHOFF JW ONLY W5410	W1860592
9	WINTERHOFF JW ONLY W5432	W1860594
10	WINTERHOFF JW ONLY W5420	W294364
11	WINTERHOFF JW ONLY W4522	W294365

WINTERHOFF

JOCKEY WHEELS




	DESCRIPTION	CODE
1	WINTERHOFF JW W6070	W1860091
2	WINTERHOFF JW W6124	W1860092
3	WINTERHOFF JW W6400	W1860664
4	WINTERHOFF JW W6404	W1860667
5	WINTERHOFF JW W4062	W1860678
6	WINTERHOFF JW W3432	W1860871
7	WINTERHOFF JW W3820	W1860872
8	WINTERHOFF JW W3861	W1860877
9	WINTERHOFF JW W4020	W1860879
10	WINTERHOFF JW W4040	W1860880
11	WINTERHOFF JW W4050	W1860882

12	WINTERHOFF JW W4058	W1860886
13	WINTERHOFF JW W4066	W1860889
14	WINTERHOFF JW W4068	W1860891
15	WINTERHOFF JW W4072	W1860893
16	WINTERHOFF JW W6030	W1860904
17	WINTERHOFF JW W6032	W1860905
18	WINTERHOFF JW W6050	W1860908
19	WINTERHOFF JW W6052	W1860909
20	WINTERHOFF JW W6063	W1860911
21	WINTERHOFF JW W6065	W1860912
22	WINTERHOFF JW W6072	W1860919
23	WINTERHOFF JW W6085	W1860923
24	WINTERHOFF JW W6095	W1860924
25	WINTERHOFF JW W6097	W1860925
26	WINTERHOFF JW W6122	W1860926
27	WINTERHOFF JW W6010	W275620



WINTERHOFF

JOCKEY WHEEL CLAMPS



	DESCRIPTION	CODE
1	WINTERHOFF CLAMP W1810	W1860640
2	WINTERHOFF CLAMP W1819	W1860644
3	WINTERHOFF CLAMP W1833	W1860649
4	WINTERHOFF CLAMP W1844	W1860656
5	WINTERHOFF CLAMP W1845	W1860657
6	WINTERHOFF CLAMP W3640	W1861428
7	WINTERHOFF CLAMP W3643	W1861429



WINTERHOFF STEADY LEGS



	DESCRIPTION	CODE
1	WINTERHOFF STEADY LEGS W3520	W1731091
2	WINTERHOFF STEADY LEGS W3524	W1860723
3	WINTERHOFF STEADY LEGS W3530	W1860726
4	WINTERHOFF STEADY LEGS W3540	W1860727

COUPLER HEADS



	DESCRIPTION	CODE
1	BALL COUPLER 300 R-A-K1212 3T	1860798
2	BALL COUPLER 350 R-B-K1414 3,5T	1860826

WINTERHOFF

UNBRAKED COUPLER RANGE



	DESCRIPTION	CODE
1	WINTERHOFF U/B COUPLER A W1018	W1860730
2	WINTERHOFF U/B COUPLER B W1020	W1860732
3	WINTERHOFF U/B COUPLER C W1020	W1860734
4	WINTERHOFF U/B COUPLER D30 W1024	W1860736
5	WINTERHOFF U/B COUPLER D40 W1026	W1860737
6	WINTERHOFF U/B COUPLER E W1030	W1860740
7	WINTERHOFF U/B COUPLER G W1032	W1860742
8	WINTERHOFF U/B COUPLER H W1034	W1860744
9	WINTERHOFF U/B COUPLER G+V W1050	W1860752
10	WINTERHOFF U/B COUPLER VF W1166	W1860763
11	WINTERHOFF U/B COUPLER VF+V W1167	W1860764
12	WINTERHOFF U/B COUPLER VG W1168	W1860765

AL-KO

QUALITY FOR LIFE

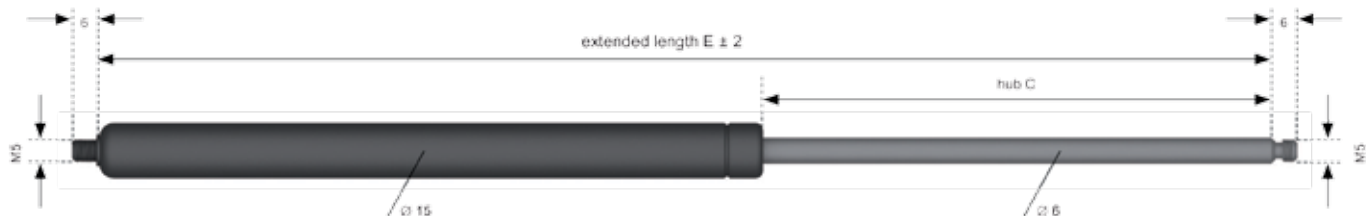
Vehicle Technology

GAS LIFTING SPRINGS

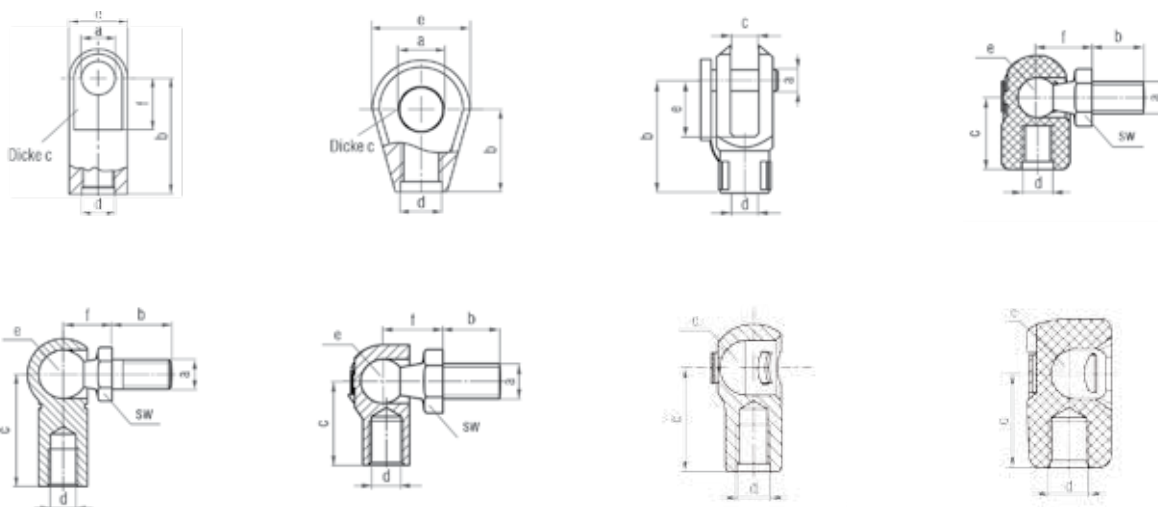


AL-KO GAS LIFTING SPRINGS

6/15

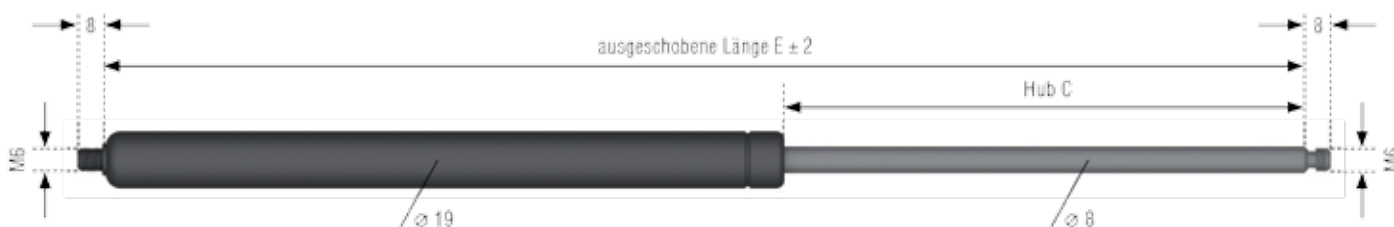


STROKE (MM)	EXTENDED LENGTH (MM)	EJECT FORCE (N)
50	139	50 -350
75	189	50 -350
100	239	50 -350
125	289	50 -350
150	339	50 -350
175	389	50 -350
200	439	50 -350

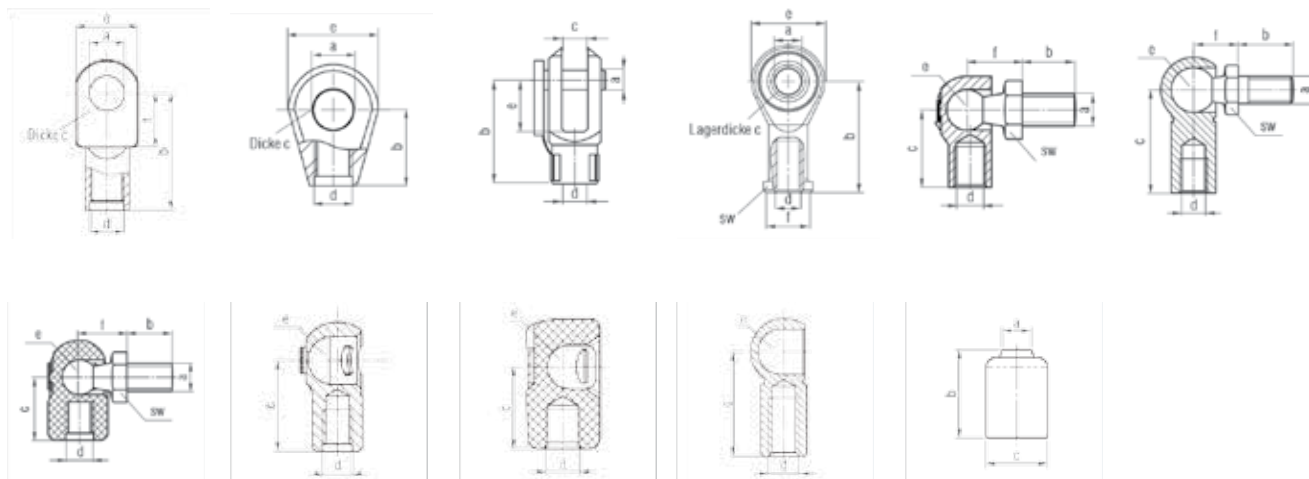


AL-KO GAS LIFTING SPRINGS

8/19

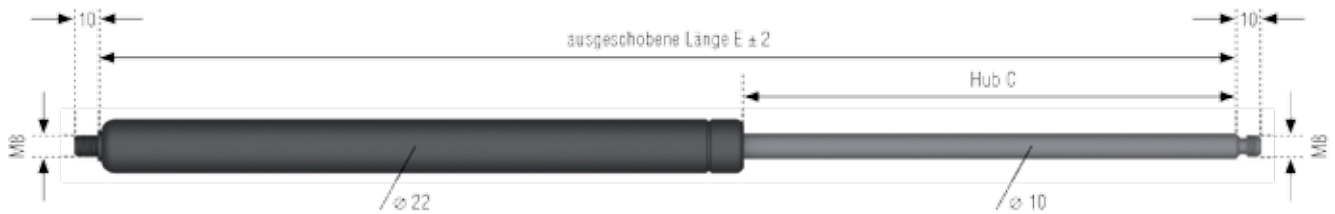


STROKE (MM)	EXTENDED LENGTH (MM)	EJECT FORCE (N)
75	203	100 - 750
100	263	100 - 750
125	303	100 - 750
150	363	100 - 750
175	403	100 - 750
200	463	100 - 750
225	603	100 - 750
250	663	100 - 750
300	663	100 - 750

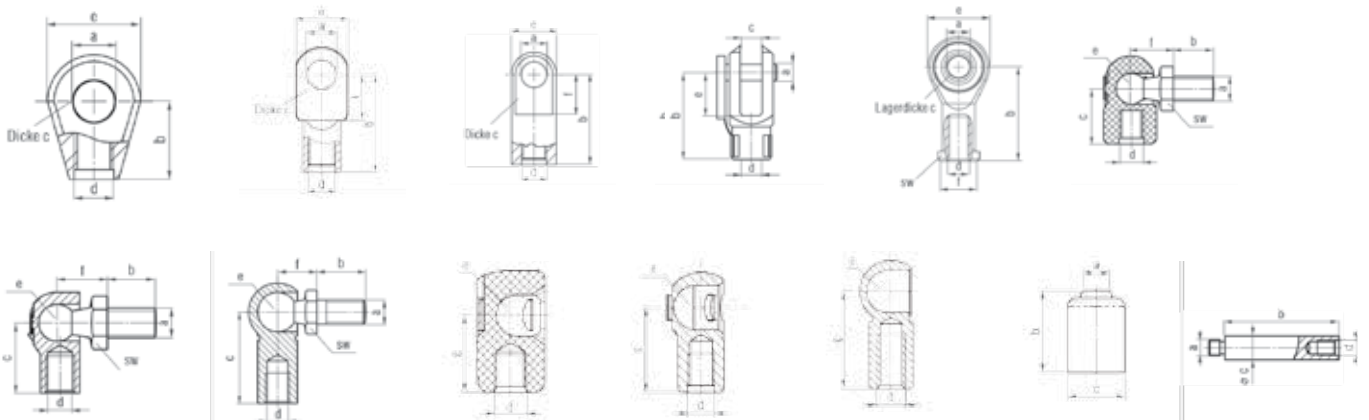


AL-KO GAS LIFTING SPRINGS

10/22



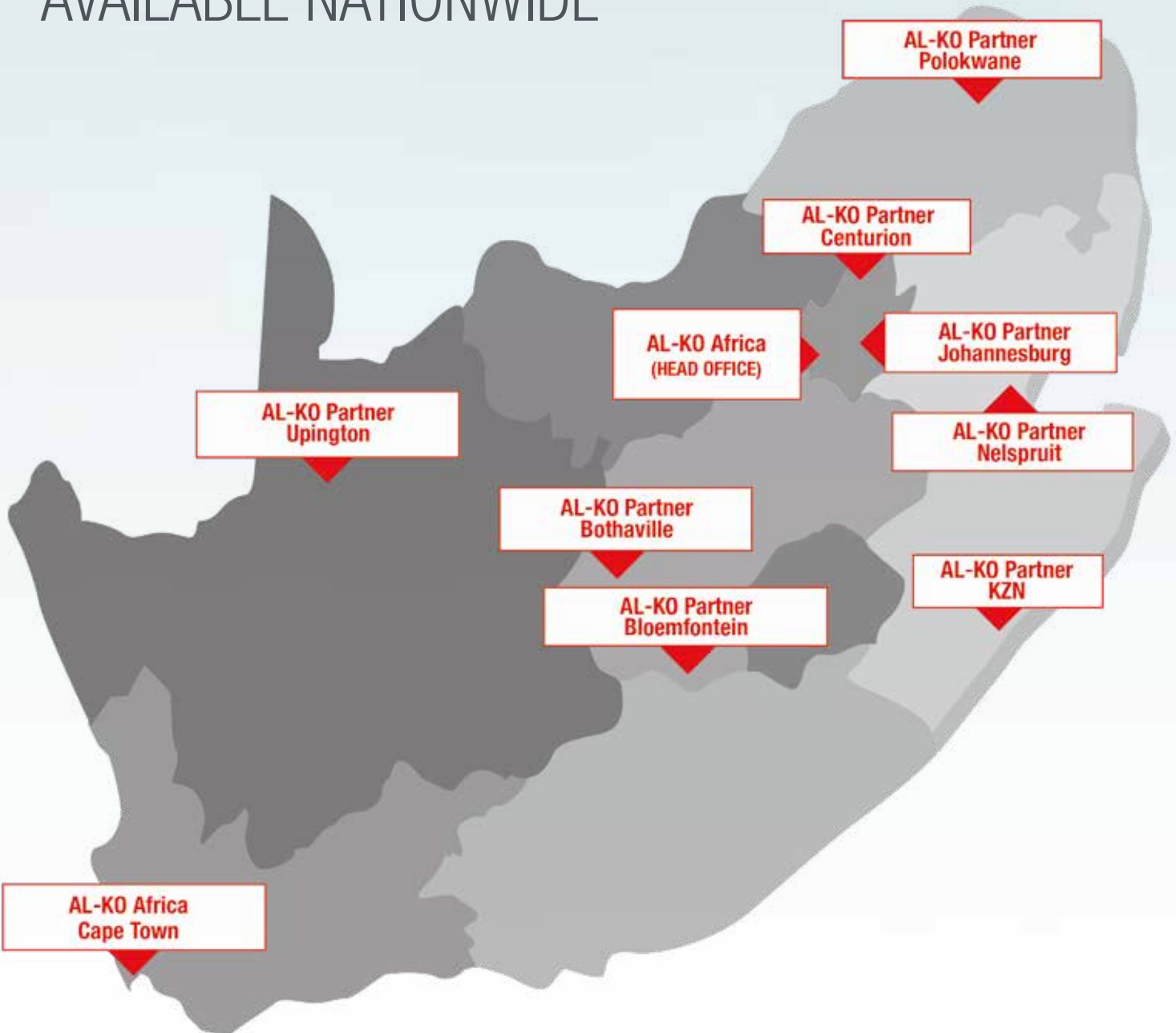
STROKE (MM)	EXTENDED LENGTH (MM)	EJECT FORCE (N)
75	210	1 - 1300
100	260	1 - 1300
125	310	1 - 1300
150	360	1 - 1300
175	410	1 - 1300
200	460	1 - 1300
225	660	1 - 1300
250	610	1 - 1300
300	660	1 - 750
350	760	1 - 1300
400	860	1 - 1300





QUALITY SERVICE & PARTS

AVAILABLE NATIONWIDE



CONTACT AN AL-KO PARTNER

AL-KO PTY. LTD. (HEAD OFFICE)

1 Bessemer Street
Vereeniging | 1930
Tel: 016 421 4791
Fax: **016 421 2488**
Email: info@alko.co.za

CAPE TOWN

Unit 2 Jigman Park Montague
Drive cross. | Alternator Av.
Montague Gardens
Milnerton | 7441
Tel: **021 551 5513**
Email: infocpt@alko.co.za

BLOEMFONTEIN

Yellow Line
57 Lombard St
Hilton | Bloemfontein | 9300
Tel: **051 430 0074**
Email: yellow@retmil.co.za

NELSPRUIT

Get Hitched Trailer Hire
33, 3 Christie Crescent
Vintonia | Nelspruit | 1200
Tel: **082 574 4895**
Email: iandti@gmail.com or alko.nelspruit@gmail.com

BOTHAVILLE

Outdoor Junction
50 President Street
Bothaville | Free State
Tel: **083 739 0032 / 056 515 1459**
Email: outdoor@d-group.co.za

POLOKWANE

4UTrailers
163 Blaauwberg Street
Polokwane
Tel: **015 297 3279**
Email: stefanprinsloo@s@gmail.com

JOHANNESBURG

Northern Offroad
5 Susan Street
Strydompark Randburg
Tel: **011 791 1611**
Tel: **063 107 8118**
Email: alko@northernoffroad.co.za

CENTURION

Echo Centurion
19 Regency Dr | Irene X30
Centurion | Pretoria | 0062
Tel: **012 345 3333**
Email: echoacc@echo4x4.co.za

DURBAN

Natal Caravans & Marine
1 Wareing Road
Pinetown | KwaZulu-Natal
Tel: **031 702 7291 / 031 702 7209**
Email: alkokzn@natalcaravans.co.za

UPINGTON

Bearings International
10 Karakoel Street
Upington | 8800
Tel: **082 349 0048**
Email: careenvn@bearings.co.za



Quality Vehicle Technology

Trailer And Caravan-Components

AFRICAN PRODUCT CATALOGUE



#LeadTheWay

www.alko-tech.com/za



FOLLOW US: @ ALKOafrica